

# Stainless steel conveyor system

FLX

FMX

FHX

FBX175

FBX295

ACC

## Contents

FLX	2
FMX	19
FHX	37
FBX175	54
FBX295	65
Adjustable guide rail brackets	76
Support beam	78
Tool	82
Index	84

TOOL

IDX


# Stainless steel conveyor system, FLX

---

<b>Contents</b>	
<b>Chains</b>	<b>3</b>
<b>Conveyor beam</b>	<b>6</b>
<b>End drive units</b>	<b>8</b>
<b>Idler unit</b>	<b>10</b>
<b>Horizontal wheel bends</b>	<b>11</b>
<b>Horizontal plain bends</b>	<b>14</b>
<b>Vertical bends</b>	<b>16</b>

# Chains, FLX

FLX



# Chain, FLX

<p><i>Plain chain</i></p> <p><b>FLTP 5</b> Plain chain Length 5 mt</p> <p><b>FLTL 63</b> Plain link</p>		
<p><i>Cleated chain</i></p> <p><b>FLTF 5X4 A...</b> H=4 mm *</p> <p><b>FLTF 5X5.5 A...</b> H=5.5 mm *</p> <p><b>FLTF 5X9 A...</b> H=9 mm</p> <p><b>FLTF 5X12 A...</b> H=12 mm</p> <p><b>FLTF 5X15 A...</b> H=15 mm</p> <p><b>FLTF 5X17 A...</b> H=17 mm</p> <p><b>FLTF 5X30 A...</b> H=30 mm</p> <p><b>FLTL 63X4 A</b> H=4 mm *</p> <p><b>FLTL 63X5.5 A</b> H=5.5 mm *</p> <p><b>FLTL 63X9 A</b> H=9 mm</p> <p><b>FLTL 63X12 A</b> H=12 mm</p> <p><b>FLTL 63X15A</b> H=15 mm</p> <p><b>FLTL 63X17 A</b> H=17 mm</p> <p><b>FLTL 63X30 A</b> H=30 mm</p>		
<p><i>Cleated chain</i></p> <p><b>FLTF 5X12 B...</b> Cleated chain Type B Length 5 mt</p> <p><b>FLTL 63x12 B</b> Cleated link</p>		
<p><i>Cleated chain</i></p> <p><b>FLTF 5X12 C...</b> Cleated chain Type C H=12 mm</p> <p><b>FLTF 5X15 C...</b> H=15 mm</p> <p><b>FLTF 5X30 C...</b> H=30 mm</p> <p><b>FLTL 63X12 C</b> Cleated link H=12 mm</p> <p><b>FLTL 63X15 C</b> H=15 mm</p> <p><b>FLTL 63X30 C</b> H=30 mm</p>		

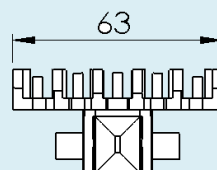
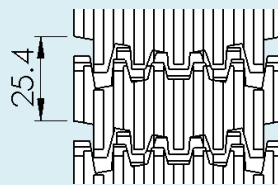
# Chain, FLX

FLX

## *Cleated chain*

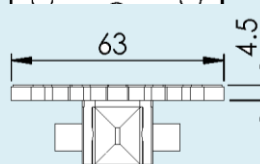
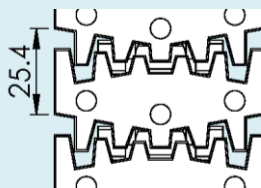
**F3924167** Cleated chain  
Length 5 mt

**F3903648** Cleated link



**FLTP 5 TF** Steel top chain  
Length 5 mt

**FLTL 63 TF** Steel top link



**FLTT 9X16** Plastic pivot

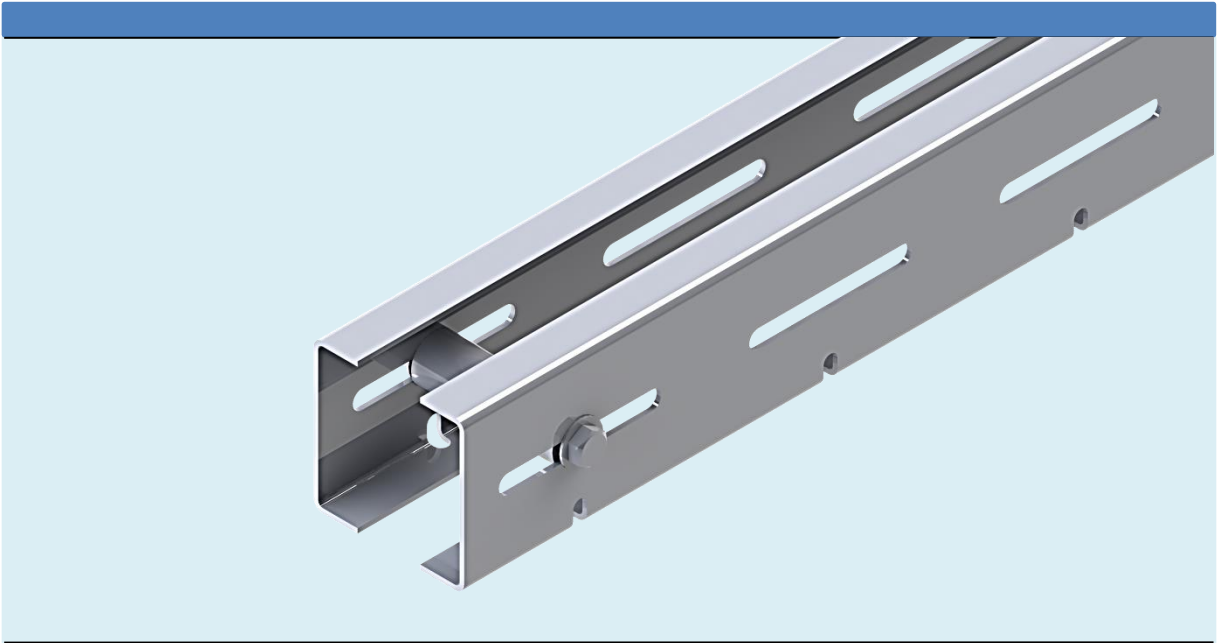
**FLTD 4X36** Steel pin

**FLMJ 4** Pin insertion tool

**FDSS 450** Silicone-based  
lubricant

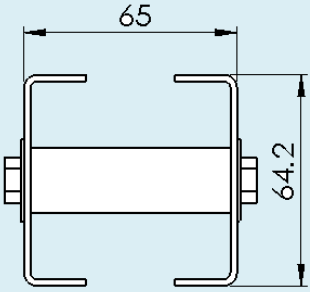



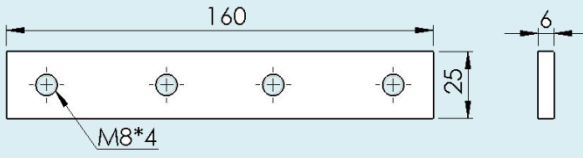
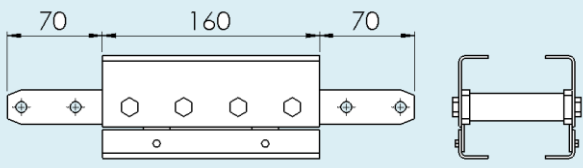

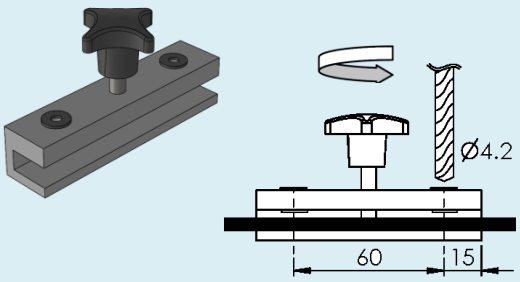


# Conveyor beam, FLX




# Conveyor beam, FLX

FLX

<p>Beam FLCBX 3                      Length 3 m</p>	
<p>Slide rail                      Length 25 m</p> <p>FLCR 25                      HDPE Black FLCR 25U                      UHMW White FLCR 25P                      PVDF White FLCR 25H                      HDPE+PE6 Gray</p> <p>FLAH 4X8S                      Stainless rivet FLAG 5                      Plastic screw</p>	<p>FLCR 25    FLCR 25H    FLCR 25U/FLCR 25P</p>  <p>FLAH 4X8S                      FLAG 5</p>  
<p>FLCJX 6X160                      Length 3 m</p>	
<p>FLCCX 160                      For conveyor FL</p>	
<p>FLMR 140                      Mounting tool</p>	
<p>F3920500                      Drill fixture for slide rail</p>	

# End drive unit, FLX

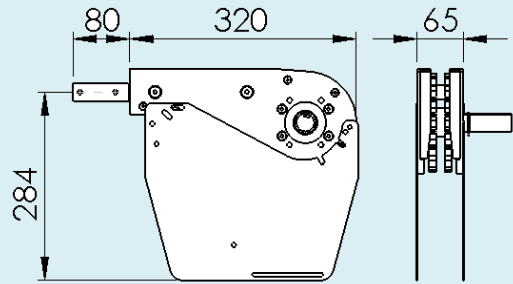




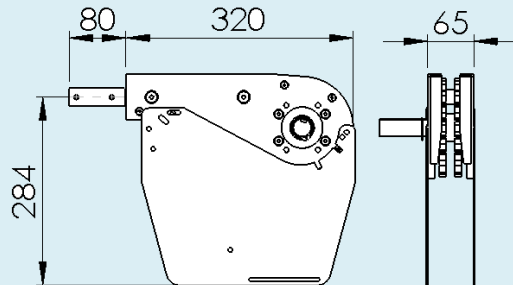
# End drive unit, FLX

FLX

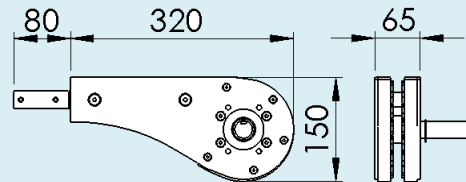
**FLEBX 0HLU** Drive unit, basic unit  
Transmission on left-hand side



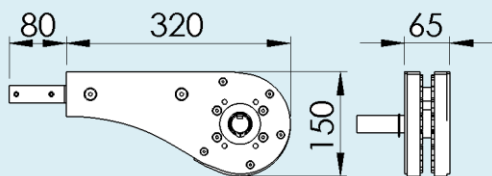
**FLEBX 0HRU** Drive unit, basic unit  
Transmission on right-hand side




**FLEBX 0HLGU** Drive unit, basic unit  
Direct drive without slack, left-hand side



**FLEBX 0HRGU** Drive unit, basic unit  
Direct drive without slack, right-hand side

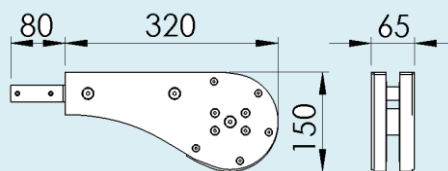


# Idler end unit, FLX




FLEJX 320

Idler end unit



# Horizontal wheel bend, FLX

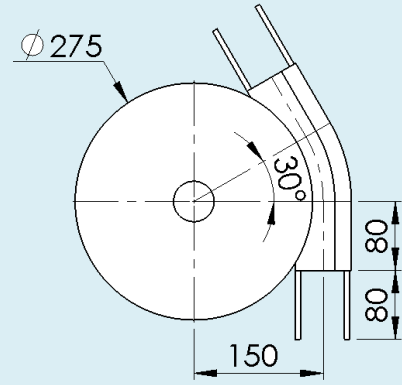
FLX



# Horizontal wheel bend, FLX

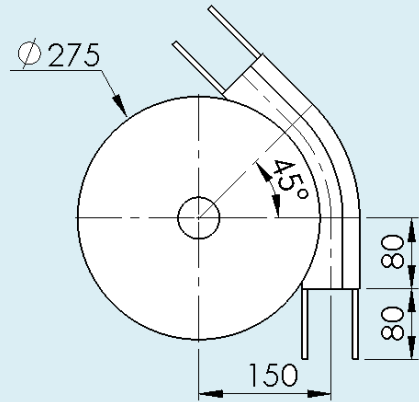
Horizontal wheel bend, 30°

**FLBHX 30R150** Radius to centre of chain 150 mm



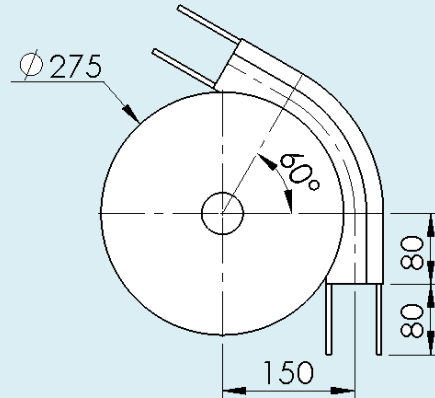
Horizontal wheel bend, 45°

**FLBHX 45R150** Radius to centre of chain 150 mm



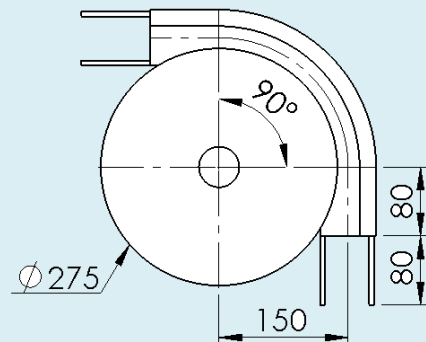
Horizontal wheel bend, 60°

**FLBHX 60R150** Radius to centre of chain 150 mm



Horizontal wheel bend, 90°

**FLBHX 90R150** Radius to centre of chain 150 mm

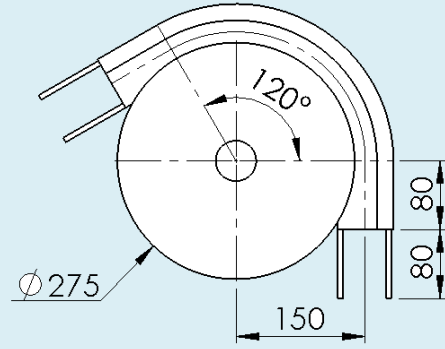


# Horizontal wheel bend, FLX

FLX

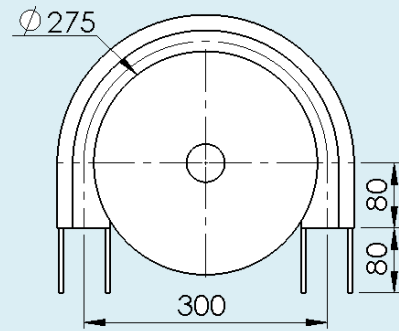
Horizontal wheel bend, 120°

**FLBHX 120R150** Radius to centre of chain 150 mm



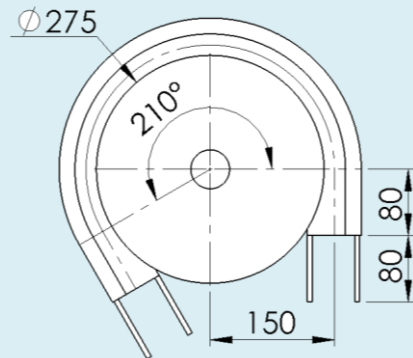
Horizontal wheel bend, 180°

**FLBHX 180R150** Radius to centre of chain 150 mm




Horizontal wheel bend, 210°

**FLBHX 210R150** Radius to centre of chain 150 mm



# Horizontal plain bend, FLX

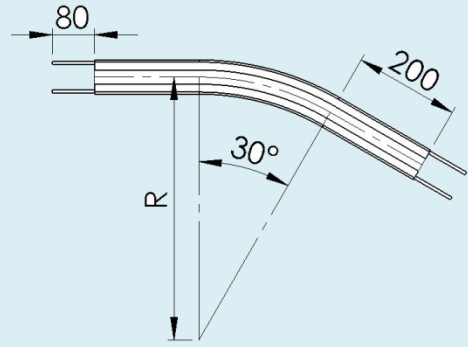


# Horizontal plain bend, FLX

FLX

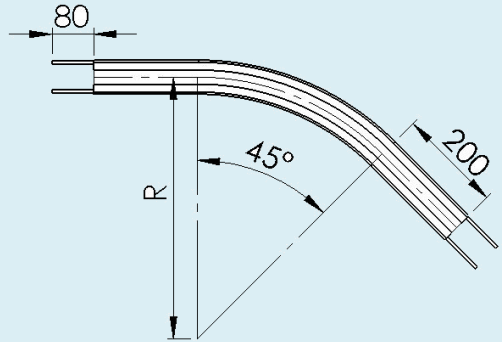
Horizontal plain bend, 30°  
Radius to centre of beam:

- FLBPX 30R500 R500
- FLBPX 30R700 R700
- FLBPX 30R1000 R1000



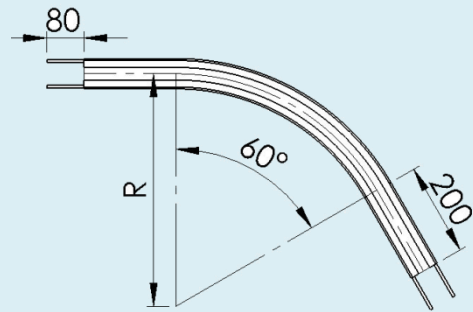
Horizontal plain bend, 45°  
Radius to centre of beam:

- FLBPX 45R500 R500
- FLBPX 45R700 R700
- FLBPX 45R1000 R1000



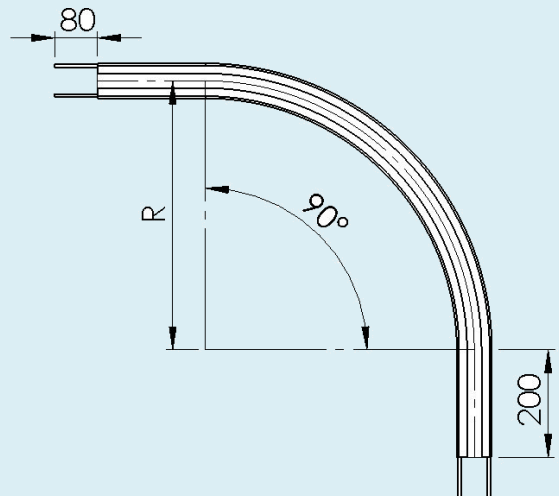
Horizontal plain bend, 60°  
Radius to centre of beam:

- FLBPX 60R500 R500
- FLBPX 60R700 R700
- FLBPX 60R1000 R1000




Horizontal plain bend, 90°  
Radius to centre of beam:

- FLBPX 90R500 R500
- FLBPX 90R700 R700
- FLBPX 90R1000 R1000



# Vertical bend, FLX

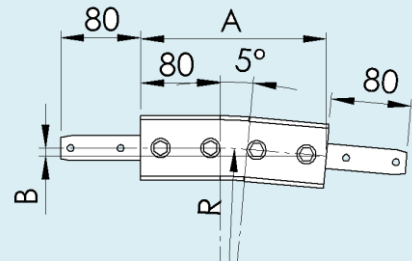




# Vertical bend, FLX

Vertical bend, 5°  
Radius to centre of beam:

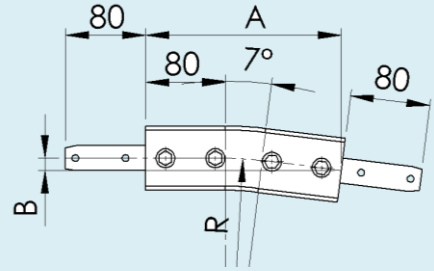
**FLBVX 5R300** R=300 mm



	R	A	B
FLBVX 5R300	300	186	8

Vertical bend, 7°  
Radius to centre of beam:

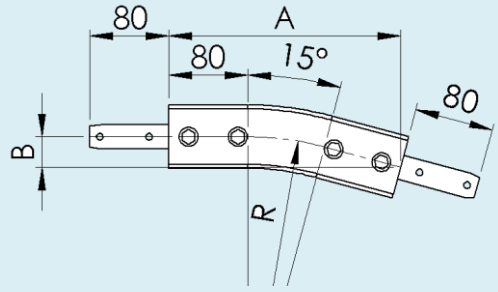
**FLBVX 7R300** R=300 mm



	R	A	B
FLBVX 7R300	300	196	12

Vertical bend, 15°  
Radius to centre of beam:

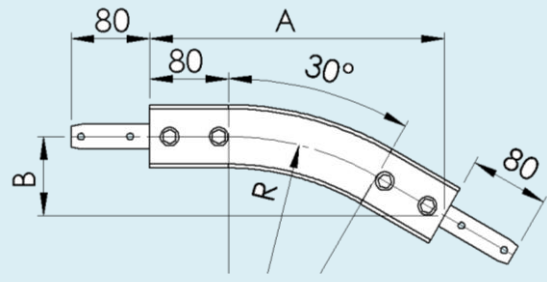
**FLBVX 15R300** R=300 mm



	R	A	B
FLBVX 15R300	300	235	31

Vertical bend, 30°  
Radius to centre of beam:

**FLBVX 30R300** R=300 mm



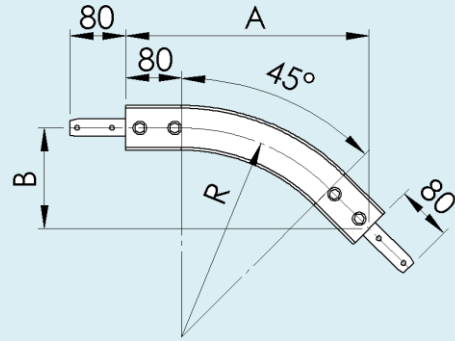
	R	A	B
FLBVX 30R300	300	299	80

# Vertical bend, FLX

Vertical bend, 45°

Radius to centre of beam:

**FLBVX 45R300** R=300 mm  
**FLBVX 45R1000** R=1000 mm

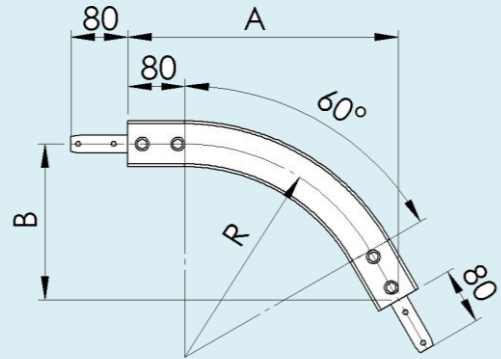


	R	A	B
FLBVX 45R300	300	349	145
FLBVX 45R1000	1000	844	350

Vertical bend, 60°

Radius to centre of beam:

**FLBVX 60R300** R=300 mm  
**FLBVX 60R1000** R=1000 mm

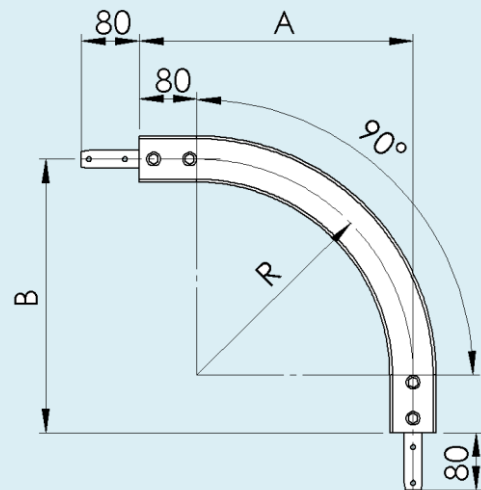


	R	A	B
FLBVX 60R300	300	380	219
FLBVX60R1000	1000	986	569

Vertical bend, 90°

Radius to centre of beam:


**FLBVX 90R300** R=300 mm  
**FLBVX 90R1000** R=1000 mm



	R	A	B
FLBVX 90R400	300	380	380
FLVBX90R1000	1000	1080	1080

<b>Contents</b>	
Chains	20
Conveyor beam	24
End drive unit	26
Idler units	28
Horizontal wheel bends	29
Horizontal plain bends	32
Vertical bends	34

# Chains, FMX



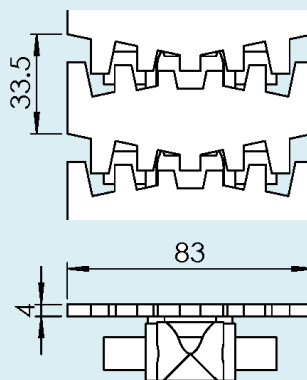
# Chain, FMX

FMX

## Plain chain

**FMTP 5** Plain chain  
Length 5mt

**FMTL 83** Plain link

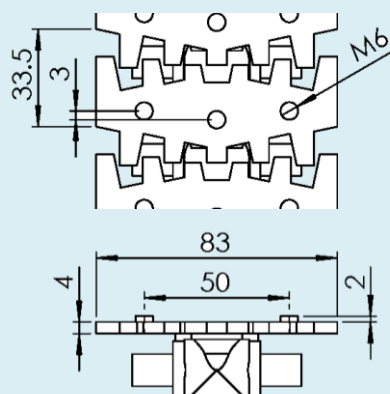


## Universal chain

**FMTF 5 U** Length 25 m

**FMTL 83 U** Universal link

The link has a hole for an M6 screw.  
M6 nut will fit inside the link.



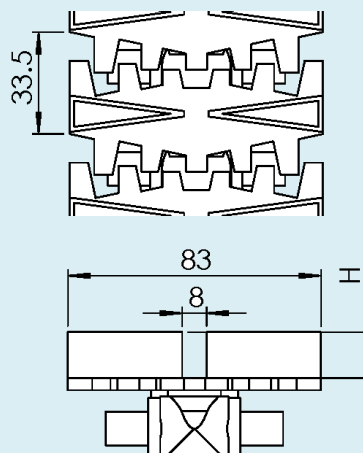
## Cleated chain

**FMTF 5X15 A...** Cleated chain Type A  
Length 5 mt  
H=15 mm

**FMTF 5X30 A...** H=30 mm

**FMTL 83X15 A** Cleated link  
H=15 mm

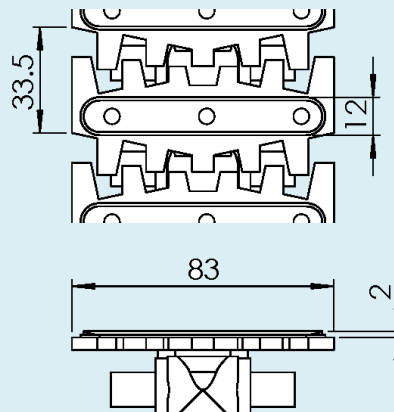
**FMTL 83X30 A** H=30 mm



## Friction top chain

**FMTP 5 F** Friction top chain  
Length 5 mt

**FMTL 83 F** Friction top link



# Chain, FMX

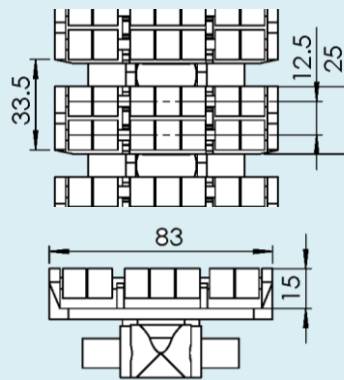
<i>Steel top chain</i>		
<b>FMTP 5 TF</b>	Steel top link Length 5mt	
<b>FMTL 83 TF</b>	Steel top link	
<i>Flexible cleat chain</i>		
<b>FMTE 5 B</b>	Flexible cleat chain Type B, Length 5mt	
<b>FMTL 83 B</b>	Flexible cleat link	
<b>FMTE 5 C</b>	Flexible cleat chain Type C, Length 5mt	
<b>FMTM 83 C</b>	Flexible cleat link assembly. Type C (link base and flexible cleat top)	
<b>FMTX 78 C</b>	Separate cleat for replacement	
<b>FMTE 5 D</b>	Flexible cleat chain Type D, Length 5mt	
<b>FMTM 83 D</b>	Flexible cleat link assembly. Type D (link base and flexible cleat top)	
<b>FMTX 75 D</b>	Flexible cleat top (replacement)	

# Chain, FMX

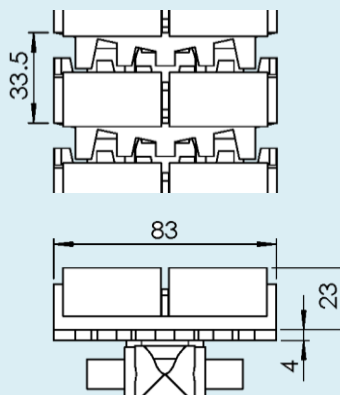
FMX

## Roller top chain

- FMTR 5** Roller top chain  
Length 5 mt
- FMTL 83 R** Roller top link  
This link cannot be combined with plain links

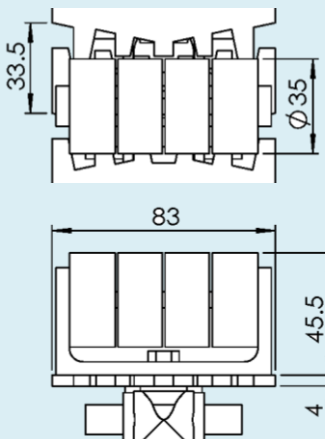


- FMTF 5X23 R...** Chain with roller cleats, Length 5 mt
- FMTL 83X23 R** Link with roller cleats




- FMTF 5X46 R...** Chain with roller cleats, Length 5 mt
- FMTL 83X46 R** Link with roller cleats

Note. This type of chain requires minimum one plain link between every cleated link.




## Tools and accessories

- FMTT 13X16** Plastic pivot
- FMTD 6X50** Steel pin
- FBMJ 6P** Pin insertion tool
- FMMJ 6** Pin insertion tool
- FDSS 450** Silicone-based lubricant



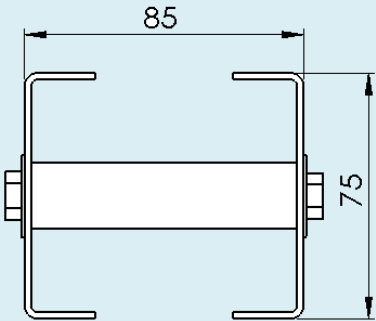
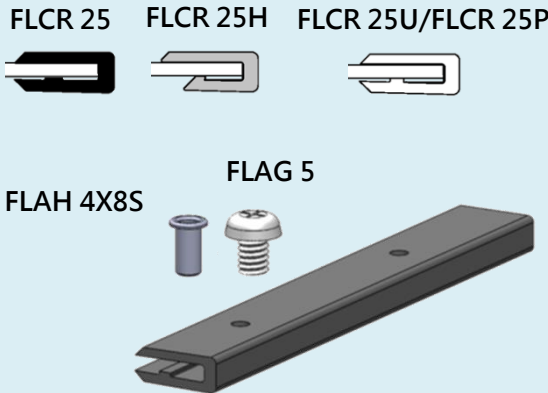
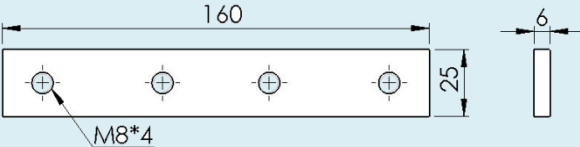
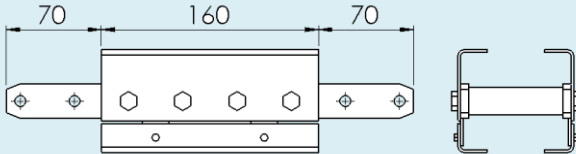

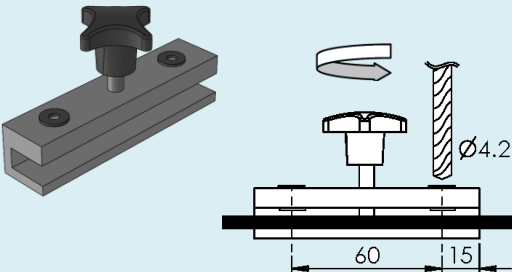
# Conveyor beam, FMX






# Conveyor beam, FMX

FMX

<p>Beam FMCBX 3      Length 3 m</p>	
<p>Slide rail      Length 25 m</p> <p>FLCR 25      HDPE Black FLCR 25U      UHMW White FLCR 25P      PVDF White FLCR 25H      HDPE+PE6 Gray</p> <p>FLAH 4X8S      Stainless rivet FLAG 5      Plastic screw</p>	
<p>FLCJX 6X160      Length 3 m</p>	
<p>FMCCX 160      For conveyor FM</p>	
<p>FMMR 140      Mounting tool</p>	
<p>F3920500      Drill fixture for slide rail</p>	

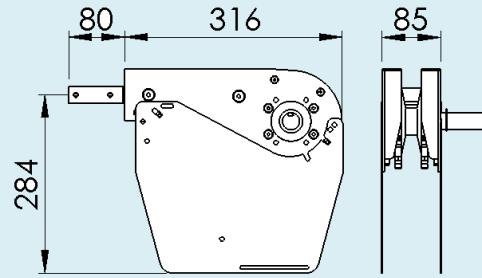
# End drive unit, FMX



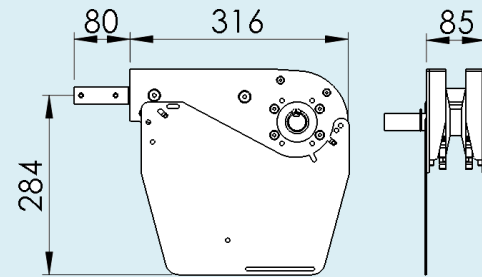
# End drive unit, FMX

FMX

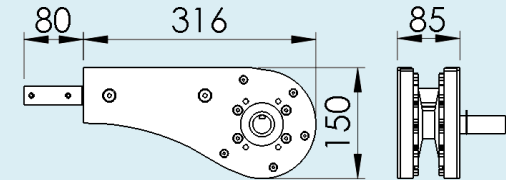
**FMEBX 0HLU** Drive unit, basic unit  
Transmission on left-hand side



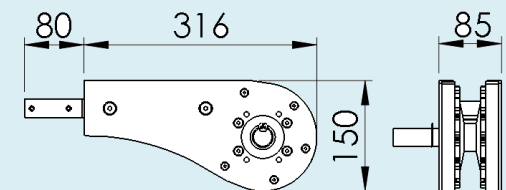
**FMEBX 0HRU** Drive unit, basic unit  
Transmission on right-hand side




**FMEBX 0HLGU** Drive unit, basic unit  
Direct drive without slack, left-hand side



**FMEBX 0HRGU** Drive unit, basic unit  
Direct drive without slack, right-hand side

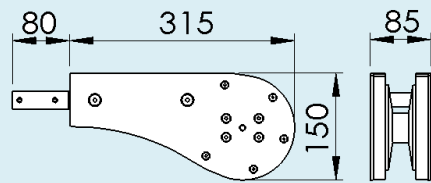


# Idler end unit, FMX




FMEJX 315

Idler end unit



# Horizontal wheel bend, FMX

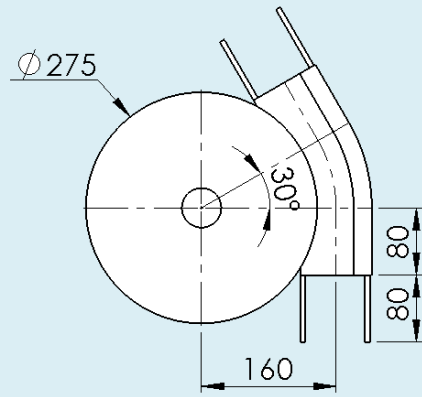


FMX

# Horizontal wheel bend, FMX

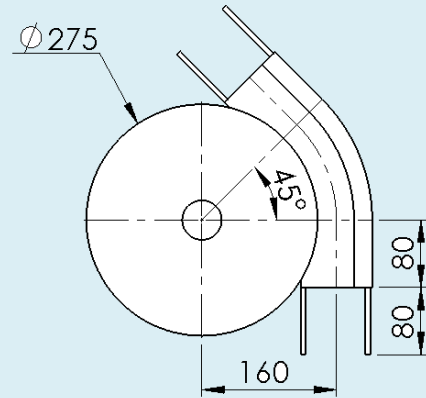
Horizontal wheel bend, 30°

**FMBHX 30R160** Radius to centre of chain 160 mm



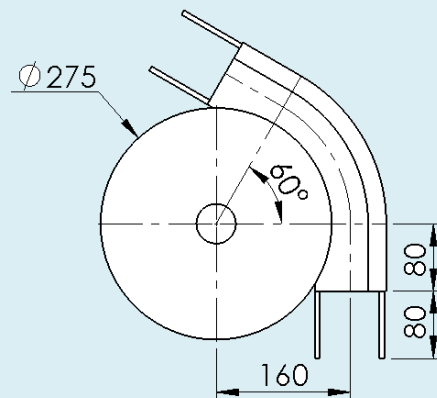
Horizontal wheel bend, 45°

**FMBHX 45R160** Radius to centre of chain 160 mm



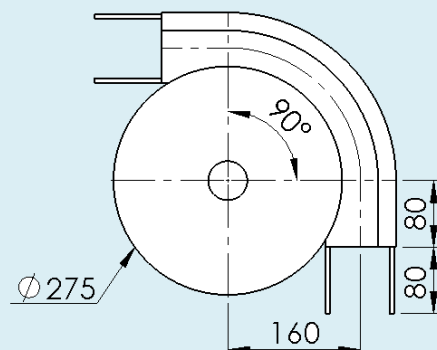
Horizontal wheel bend, 60°

**FMBHX 60R160** Radius to centre of chain 160 mm



Horizontal wheel bend, 90°

**FMBHX 90R160** Radius to centre of chain 160 mm

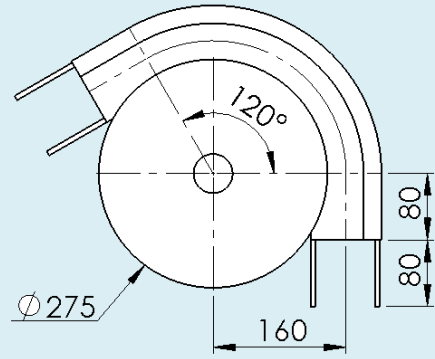


# Horizontal wheel bend, FMX

FMX

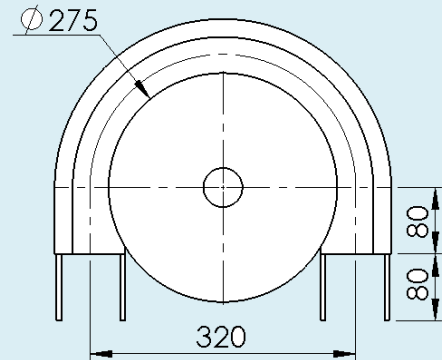
Horizontal wheel bend, 120°

**FMBHX 120R160** Radius to centre of chain 160 mm



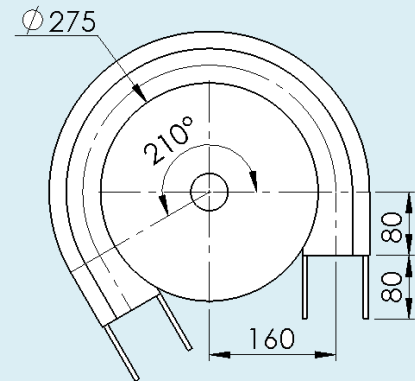
Horizontal wheel bend, 180°

**FMBHX 180R160** Radius to centre of chain 160 mm




Horizontal wheel bend, 210°

**FMBHX 210R150** Radius to centre of chain 160 mm



# Horizontal plain bend, FMX



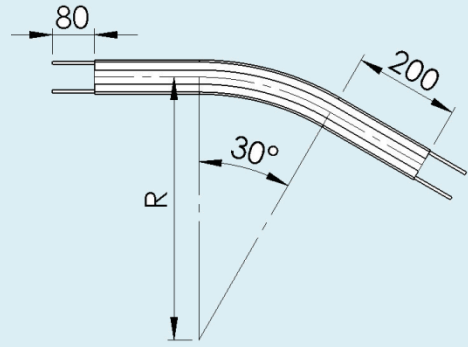


# Horizontal plain bend, FMX

FMX

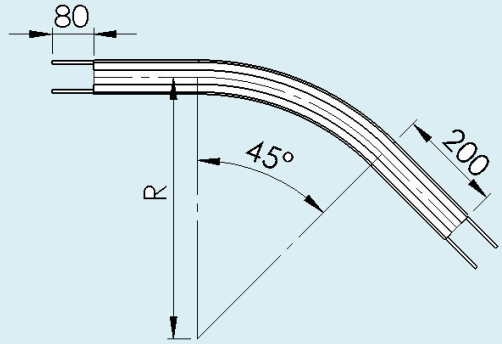
Horizontal plain bend, 30°  
Radius to centre of beam:

- FMBPX 30R500 R500
- FMBPX 30R700 R700
- FMBPX 30R1000 R1000



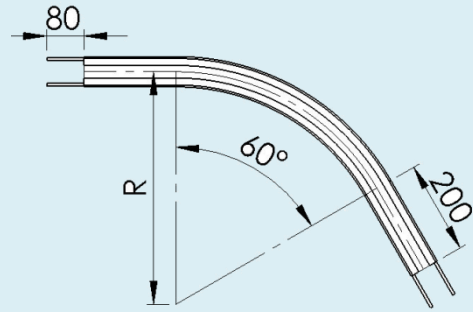
Horizontal plain bend, 45°  
Radius to centre of beam:

- FMBPX 45R500 R500
- FMBPX 45R700 R700
- FMBPX 45R1000 R1000



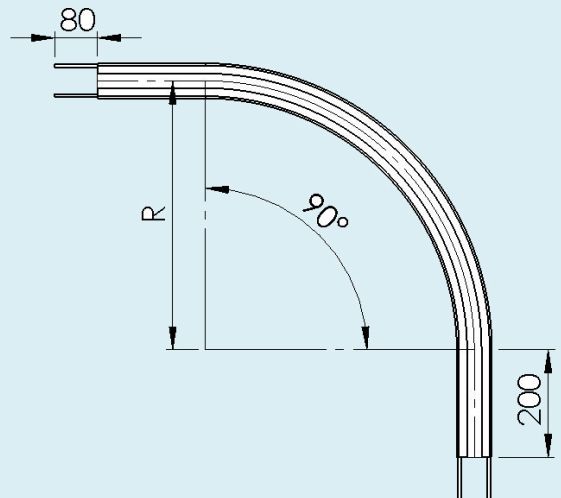
Horizontal plain bend, 60°  
Radius to centre of beam:

- FMBPX 60R500 R500
- FMBPX 60R700 R700
- FMBPX 60R1000 R1000




Horizontal plain bend, 90°  
Radius to centre of beam:

- FMBPX 90R500 R500
- FMBPX 90R700 R700
- FMBPX 90R1000 R1000



# Vertical bend, FMX



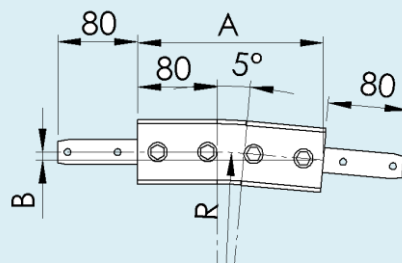
# Vertical bend, FMX

FMX

Vertical bend, 5°

Radius to centre of beam:

**FMBVX 5R400** R=400 mm

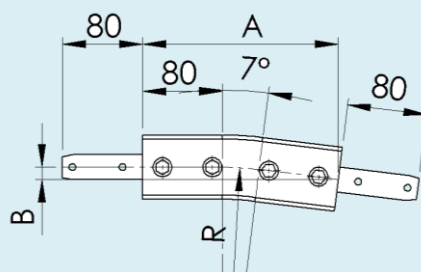


	R	A	B
FMBVX 5R400	400	195	9

Vertical bend, 7°

Radius to centre of beam:

**FMBVX 7R400** R=400 mm



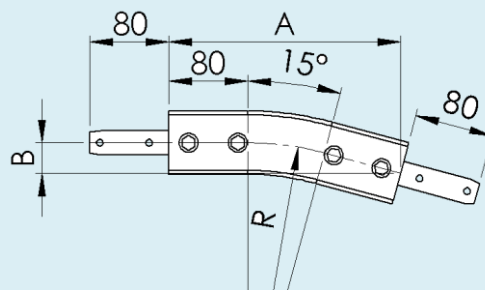
	R	A	B
FMBVX 7R400	400	208	13

Vertical bend, 15°

Radius to centre of beam:

**FMBVX 15R400** R=400 mm

**FMBVX 15R700** R=700 mm



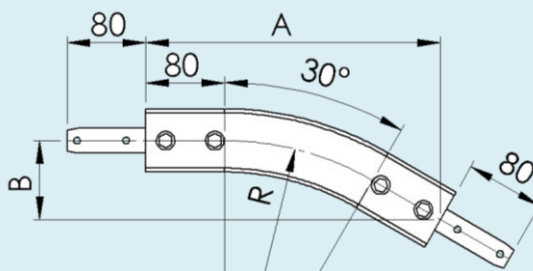
	R	A	B
FMBVX 15R400	400	261	34
FMBVX 15R700	700	338	45

Vertical bend, 30°

Radius to centre of beam:

**FMBVX 30R400** R=400 mm

**FMBVX 30R700** R=700 mm



	R	A	B
FMBVX 30R400	400	349	94
FMBVX 30R700	700	449	134

\* Note: Special angles on request.

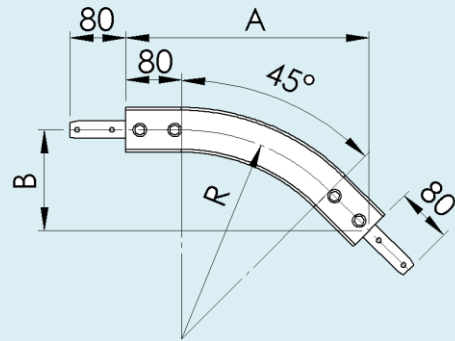
# Vertical bend, FMX

Vertical bend, 45°

Radius to centre of beam:

**FMBVX 45R400** R=400 mm

**FMBVX 45R1000** R=1000 mm



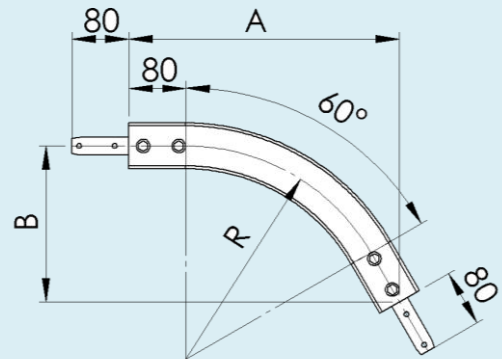
	R	A	B
FMBVX 45R400	400	419	174
FMBVX 45R1000	1000	844	350

Vertical bend, 60°

Radius to centre of beam:

**FMBVX 60R400** R=400 mm

**FMBVX 60R1000** R=1000 mm



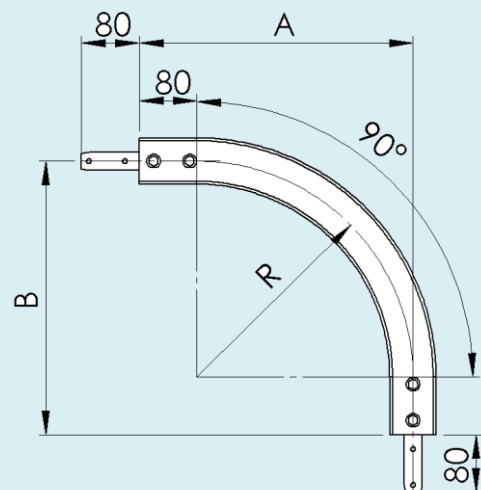
	R	A	B
FMBVX 60R400	400	466	269
FMBVX60R1000	1000	986	569

Vertical bend, 90°

Radius to centre of beam:

**FMBVX 90R400** R=400 mm

**FMBVX 90R1000** R=1000 mm



	R	A	B
FMBVX 90R400	400	480	480
FMVBX90R1000	1000	1080	1080


# Stainless steel conveyor system, FHX

---

FHX

Contents	
Chains	38
Conveyor beam	41
End drive units	43
Idler unit	45
Horizontal wheel bends	46
Horizontal plain bends	49
Vertical bends	51

# Chains, FHX



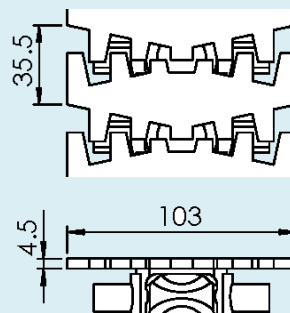
# Chain, FHX

FHX

## Plain chain

**FHTP 5** Plain chain  
Length 5 mt

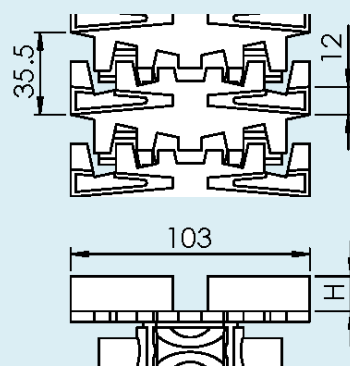
**FHTL 103** Plain link



## Cleated chain

**FHTF 5X15 A...** Type A Length 5mt  
H=15 mm  
**FHTF 5X20 A...** H=20 mm  
**FHTF 5X30 A...** H=30 mm  
**FHTF 5X40 A...** H=40 mm

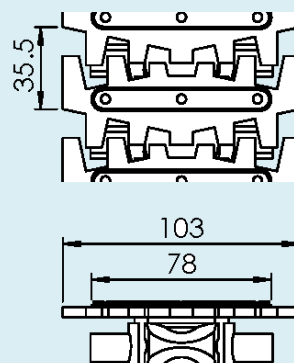
**FHTL 103X15 A** Cleated link  
H=15 mm  
**FHTL 103X20 A** H=20 mm  
**FHTL 103X30 A** H=30 mm  
**FHTL 103X40 A** H=40 mm



## Friction top chain

**FHTP 5 F...** Friction top chain  
Length 5 mt

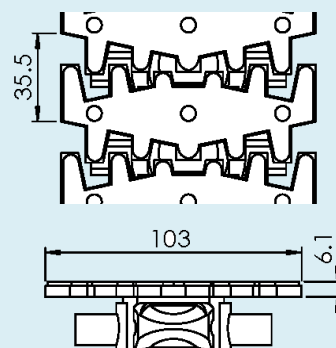
**FHTL 103 F** Friction top link



## Steel top chain

**FHTP 5 TF** Steel top chain  
Length 5 mt

**FHTL 103 TF** Steel top link

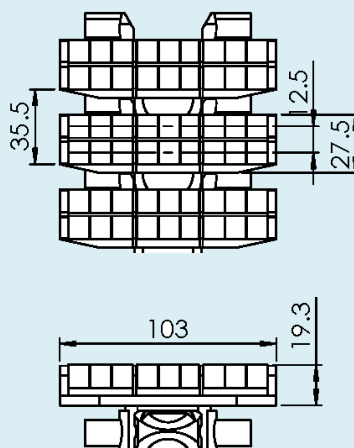


# Chain, FHX

## Roller top chain

**FHTR 5** Roller top chain  
Length 5 mt

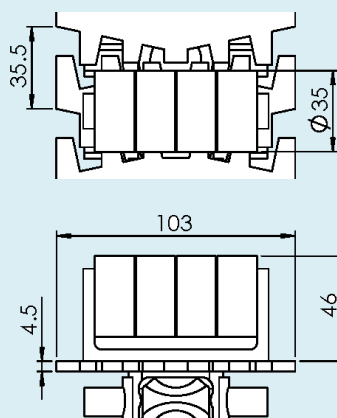
**FHTL 103 R** Roller top link  
This link cannot be combined with plain links.



**FHTF 5X46 R...** Chain with roller cleats, Length 5 mt

**FHTL 103X46 R** Link with roller cleats

Note. This type of chain requires minimum. One plain link between every cleated link.



## Tools and accessories


**FHTT 18X19** Plastic pivot

**FHTD 6X70** Steel pin

**FBMJ 6P** Pin insertion tool


**FHMJ 6** Pin insertion tool

**FDSS 450** Silicone-based lubricant



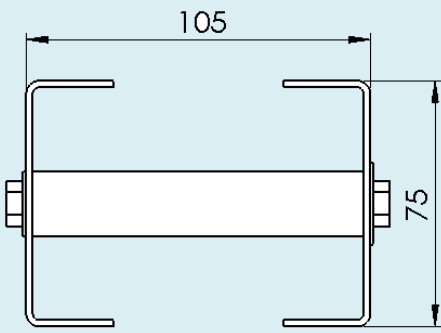



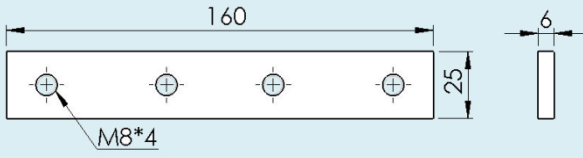
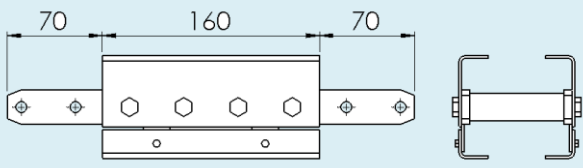

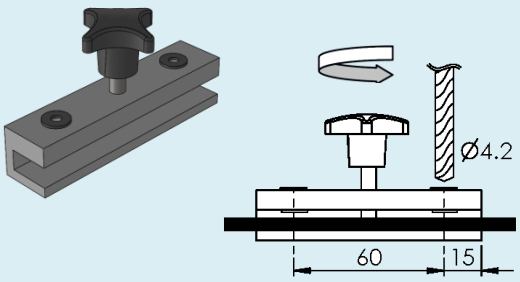


# Conveyor beam, FHX

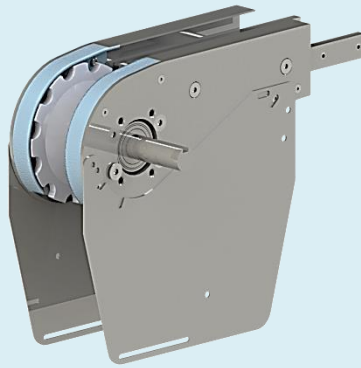


FHX

# Conveyor beam, FHX

<p>Beam</p> <p><b>FHCBX 3</b>      Length 3 m</p>	
<p>Slide rail</p> <p>Length 25 m</p> <p><b>FLCR 25</b>      HDPE Black  <b>FLCR 25U</b>      UHMW White  <b>FLCR 25P</b>      PVDF White  <b>FLCR 25H</b>      HDPE+PE6 Gray</p> <p><b>FLAH 4X8S</b>      Stainless rivet  <b>FLAG 5</b>      Plastic screw</p>	<p><b>FLCR 25</b>    <b>FLCR 25H</b>    <b>FLCR 25U/FLCR 25P</b></p>  <p><b>FLAH 4X8S</b>      <b>FLAG 5</b></p>  
<p><b>FLCJX 6X160</b>      Length 3 m</p>	
<p><b>FHCCX 160</b>      For conveyor FH</p>	
<p><b>FHMR 200</b>      Mounting tool</p>	
<p><b>F3920500</b>      Drill fixture for slide rail</p>	

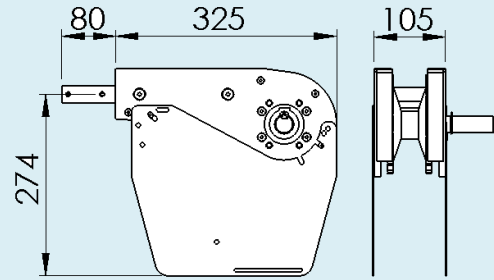
# End drive unit, FHX



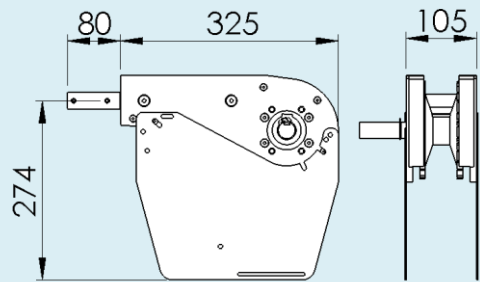
FHX

# End drive unit, FHX

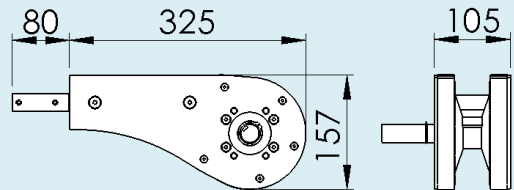
**FHEBX 0HLU** Drive unit, basic unit  
Transmission on left-hand side



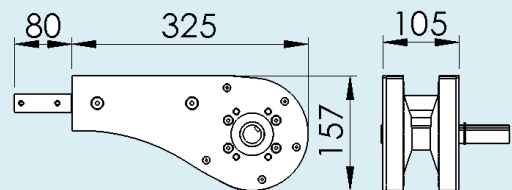
**FHEBX 0HRU** Drive unit, basic unit  
Transmission on right-hand side



**FHEBX 0HLGU** Drive unit, basic unit  
Direct drive without slack, left-hand side




**FHEBX 0HRGU** Drive unit, basic unit  
Direct drive without slack, right-hand side



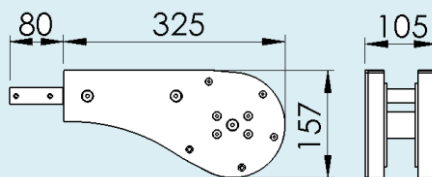
# Idler end unit, FHX

FHX




FHEJX 325

Idler end unit



# Horizontal wheel bend, FHX

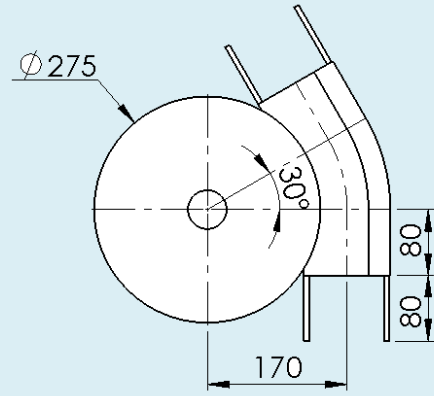


# Horizontal wheel bend, FHX

FHX

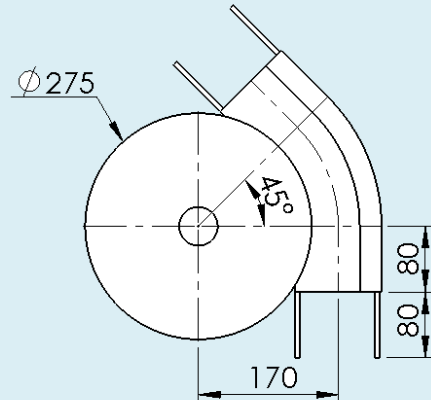
Horizontal wheel bend, 30°

**FHBHX 30R170** Radius to centre of chain 170 mm



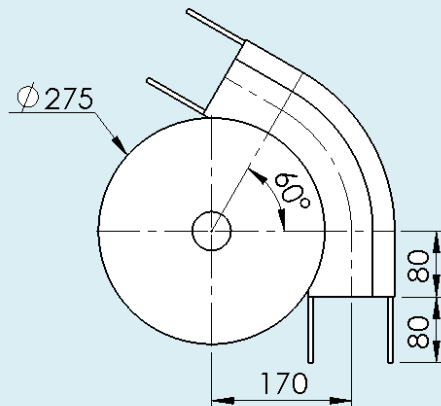
Horizontal wheel bend, 45°

**FHBHX 45R170** Radius to centre of chain 170 mm



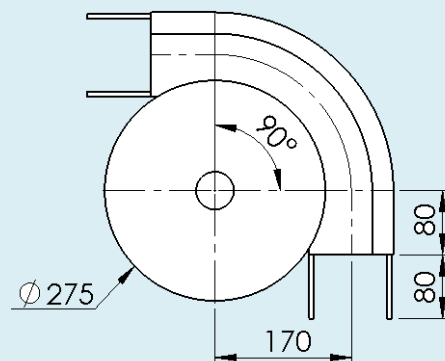
Horizontal wheel bend, 60°

**FHBHX 60R170** Radius to centre of chain 170 mm



Horizontal wheel bend, 90°

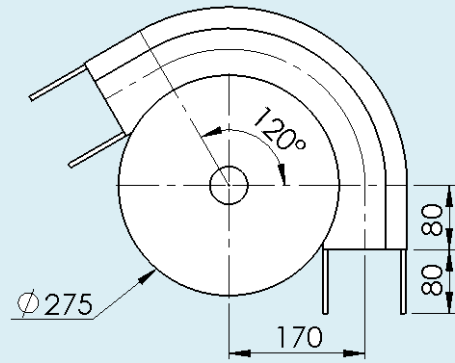
**FHBHX 90R170** Radius to centre of chain 170 mm



# Horizontal wheel bend, FHX

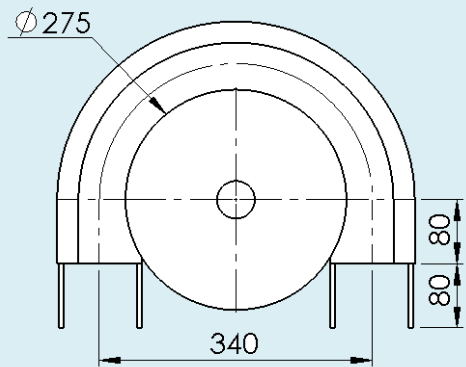
Horizontal wheel bend, 120°

**FHBHX 120R170** Radius to centre of chain 170 mm



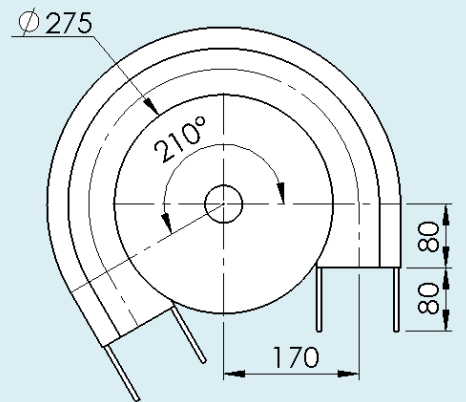
Horizontal wheel bend, 180°

**FHBHX 180R170** Radius to centre of chain 170 mm




Horizontal wheel bend, 210°

**FHBHX 210R170** Radius to centre of chain 170 mm





# Horizontal plain bend, FHX

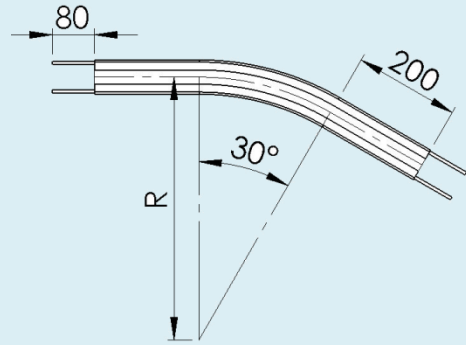


FHX

# Horizontal plain bend, FHX

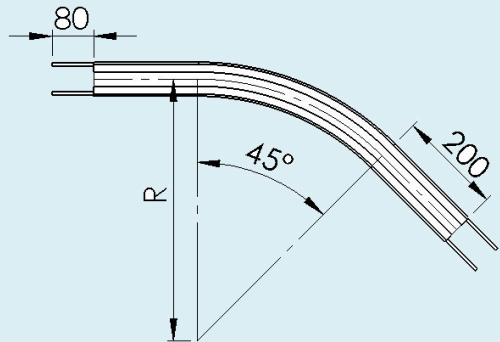
Horizontal plain bend, 30°  
Radius to centre of beam:

**FHBPX 30R500** R500  
**FHBPX 30R700** R700  
**FHBPX 30R1000** R1000



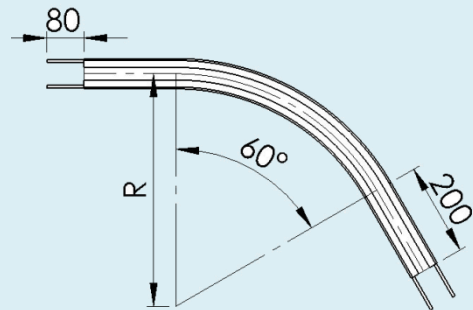
Horizontal plain bend, 45°  
Radius to centre of beam:

**FHBPX 45R500** R500  
**FHBPX 45R700** R700  
**FHBPX 45R1000** R1000



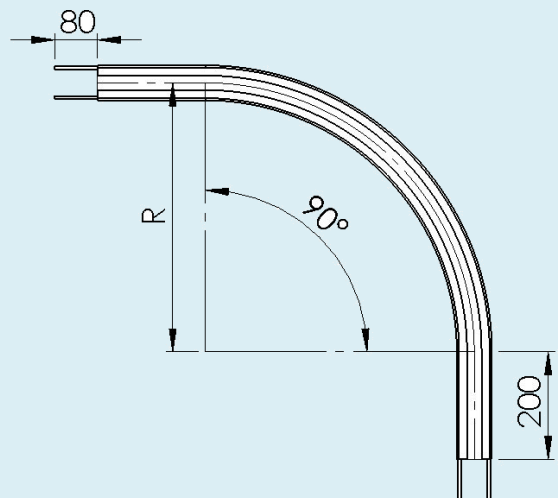
Horizontal plain bend, 60°  
Radius to centre of beam:

**FHBPX 60R500** R500  
**FHBPX 60R700** R700  
**FHBPX 60R1000** R1000




Horizontal plain bend, 90°  
Radius to centre of beam:

**FHBPX 90R500** R500  
**FHBPX 90R700** R700  
**FHBPX 90R1000** R1000



# Vertical bend, FHX



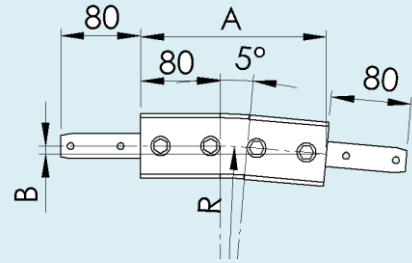
FHX

# Vertical bend, FHX

Vertical bend, 5°

Radius to centre of beam:

**FHBVX 5R400** R=400 mm

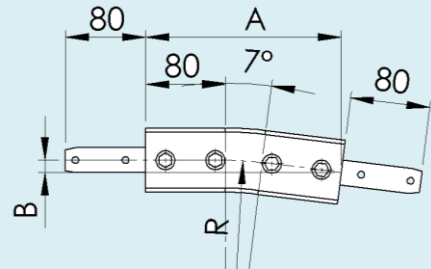


	R	A	B
FHBVX 5R400	400	195	9

Vertical bend, 7°

Radius to centre of beam:

**FHBVX 7R400** R=400 mm



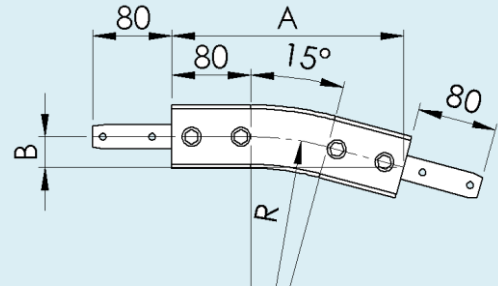
	R	A	B
FHBVX 7R400	400	208	13

Vertical bend, 15°

Radius to centre of beam:

**FHBVX 15R400** R=400 mm

**FHBVX 15R700** R=700 mm



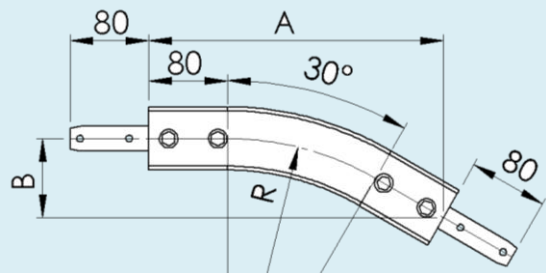
	R	A	B
FHBVX 15R400	400	261	34
FHBVX 15R700	700	338	45

Vertical bend, 30°

Radius to centre of beam:

**FHBVX 30R400** R=400 mm

**FHBVX 30R700** R=700 mm



	R	A	B
FHBVX 30R400	400	349	94
FHBVX 30R700	700	449	134

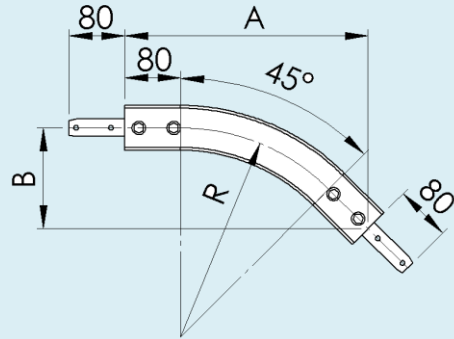
# Vertical bend, FHX

Vertical bend, 45°

Radius to centre of beam:

**FHBVX 45R400** R=400 mm  
**FHBVX 45R1000** R=1000 mm

	R	A	B
FHBVX 45R400	400	419	174
FHBVX 45R1000	1000	844	350



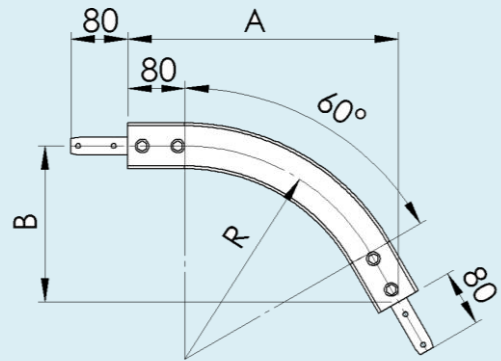
FHX

Vertical bend, 60°

Radius to centre of beam:

**FHBVX 60R400** R=400 mm  
**FHBVX 60R1000** R=1000 mm

	R	A	B
FHBVX 60R400	400	466	269
FHBVX60R1000	1000	986	569

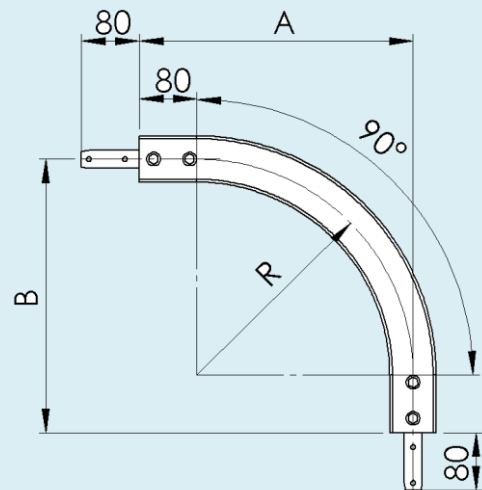


Vertical bend, 90°

Radius to centre of beam:

**FHBVX 90R400** R=400 mm  
**FHBVX 90R1000** R=1000 mm

	R	A	B
FHBVX 90R400	400	480	480
FHBVX90R1000	1000	1080	1080



# Stainless steel conveyor system, FBX175

---

Contents	
Chains	55
Conveyor beam	57
End drive units	59
Idler unit	60
Horizontal plain bends	61
Vertical bends	63

# Chains, FBX175




FBX175

# Chain, FBX175

<i>Plain chain</i>		
FBTP 3A175	Plain chain Length 5 mt	
FBTL 175	Plain link	
<hr/>		
<i>Plain chain</i>		
FBTP 3A175 A	Plain chain Length 5 mt	
FBTL 175 A	Plain link	
<hr/>		
<i>Friction top chain</i>		
FBTP 3A175 F	Friction top chain Length 5 mt	
FBTL 175 F	Friction top link	
<hr/>		
<i>Friction top chain</i>		
FBTP 3A175 AF	Friction top chain Length 5 mt	
FBTL 175 AF	Friction top link	
<hr/>		
FBTL 175X46R	Roller top chain	
See Note	Plain link	
<p>Note. This type of chain requires minimum .One plain link between every cleated link.</p>		
<hr/>		
<i>Tools and accessories</i>		
FBTT 13X16	Plastic pivot	
FMTT 13X16	Plastic pivot	
FMTD 6X50	Steel pin	
FBMJ 6P	Pin insertion tool	
FBMJ 6	Pin insertion tool	
FDSS 450	Silicone-based lubricant	

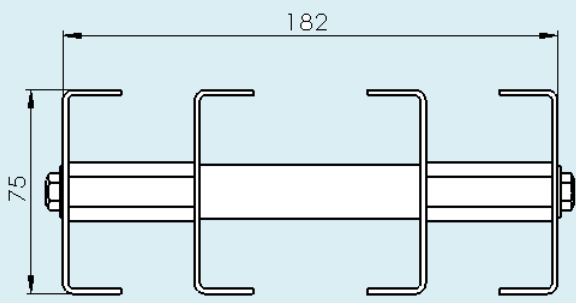
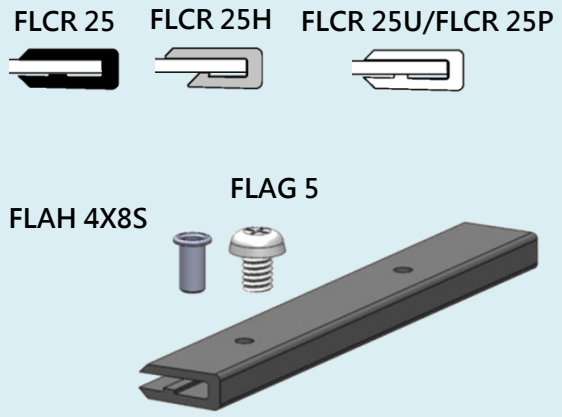
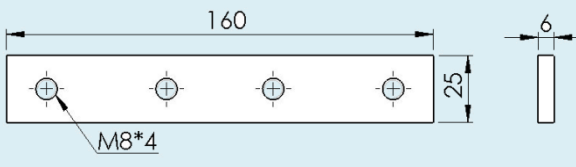

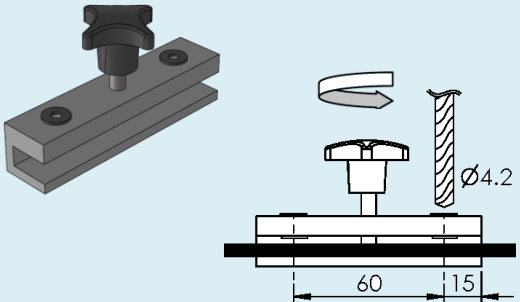


# Conveyor beam, FBX175



FBX175

# Conveyor beam, FBX175

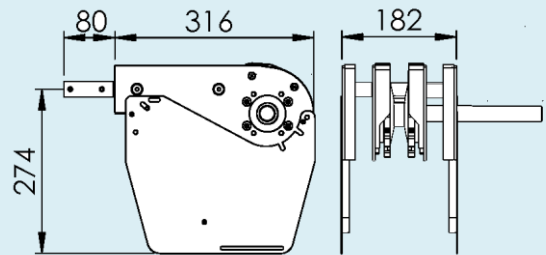
<p>Beam</p> <p><b>FBCBX 3A175</b>      Length 3 m</p>	
<p>Slide rail</p> <p>Length 25 m</p> <p><b>FLCR 25</b>                      HDPE Black  <b>FLCR 25U</b>                    UHMW White  <b>FLCR 25P</b>                    PVDF White  <b>FLCR 25H</b>                    HDPE+PE6 Gray</p> <p><b>FLAH 4X8S</b>                  Stainless rivet  <b>FLAG 5</b>                      Plastic screw</p>	
<p><b>FLCJX 6X160</b>              Length 3 m</p>	
<p><b>FBMR 170</b>                  Mounting tool</p>	
<p><b>F3920500</b>                  Drill fixture for slide rail</p>	

# End drive unit, FBX175

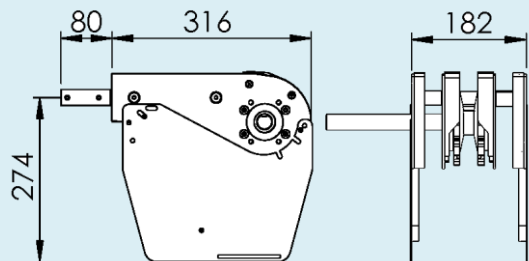
FBX175




**FBEBX 0A175LU** Drive unit, basic unit  
Transmission on left-hand side



**FBEBX 0A175RU** Drive unit, basic unit  
Transmission on right-hand side

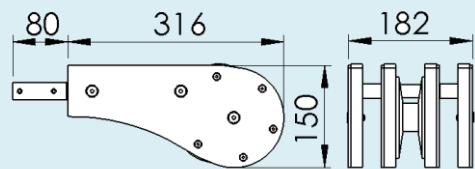


# Idler end unit, FBX175




FBEJX 175

Idler end unit



# Horizontal plain bend, FBX175

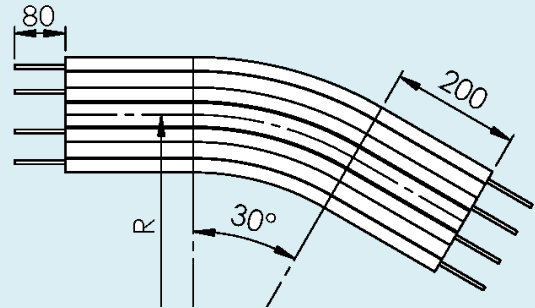


FBX175

# Horizontal plain bend, FBX175

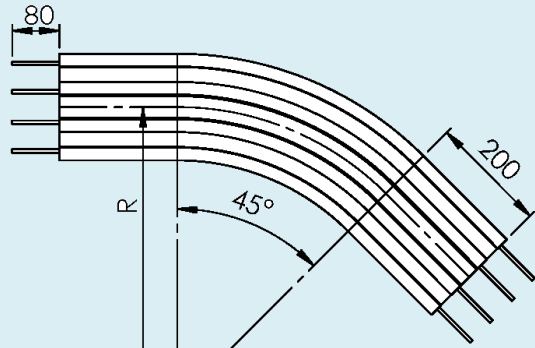
Horizontal plain bend, 30°  
Radius to centre of beam:

**FBBPX 30A175R500** R500  
**FBBPX 30A175R700** R700  
**FBBPX 30A175R1000** R1000



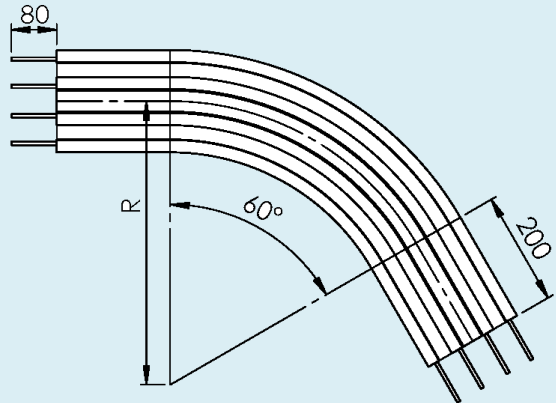
Horizontal plain bend, 45°  
Radius to centre of beam:

**FBBPX 45A175R500** R500  
**FBBPX 45A175R700** R700  
**FBBPX 45A175R1000** R1000



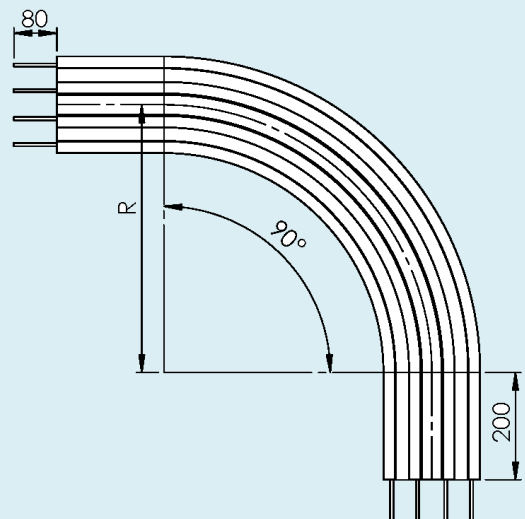
Horizontal plain bend, 60°  
Radius to centre of beam:

**FBBPX 60A175R500** R500  
**FBBPX 60A175R700** R700  
**FBBPX 60A175R1000** R1000




Horizontal plain bend, 90°  
Radius to centre of beam:

**FBBPX 90A175R500** R500  
**FBBPX 90A175R700** R700  
**FBBPX 90A175R1000** R1000



# Vertical bend, FBX175



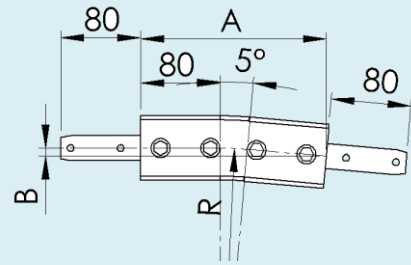
FBX175

# Vertical bend, FBX175

Vertical bend, 5°

Radius to centre of beam:

**FBBVX 5A175R750** R=750 mm

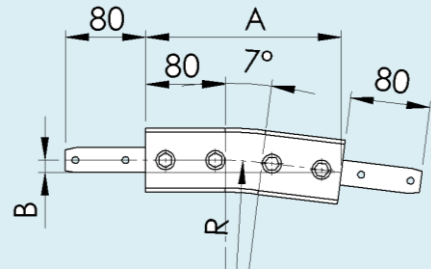


	R	A	B
FBBVX 5A175R750	750	225	10

Vertical bend, 7°

Radius to centre of beam:

**FBBVX 7A175R750** R=750 mm



	R	A	B
FBBVX 7A175R750	750	251	15




# Stainless steel conveyor system, FBX295

---

FBX295

Contents	
Chains	66
Conveyor beam	68
End drive units	70
Idler unit	71
Horizontal plain bends	72
Vertical bends	74

# Chains, FBX295

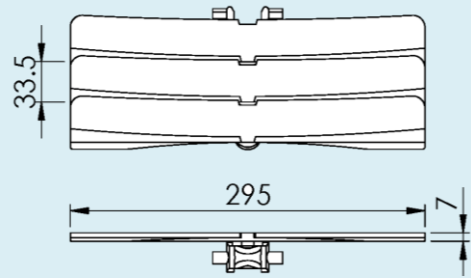


# Chain, FBX295

## Plain chain

**FBTP 3A295** Plain chain  
Length 5 mt

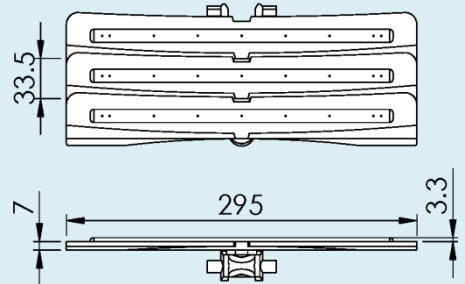
**FBTL 295** Plain link



## Friction top chain

**FBTP 3A295 F** Friction top chain  
Length 5 mt

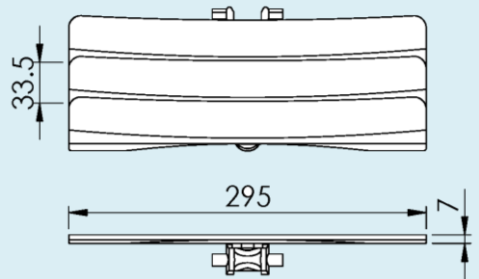
**FBTL 295 F** Friction top link



## Plain chain

**FBTP 3A295 A** Plain chain  
Length 5 mt

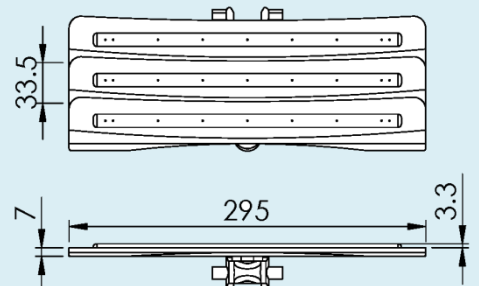
**FBTL 295 A** Plain link



## Friction top chain


**FBTP 3A295 AF** Friction top chain  
Length 5 mt

**FBTL 295 AF** Friction top link




## Tools and accessories

**FBTT 13X16** Plastic pivot  
**FMTT 13X16** Plastic pivot  
**FMTD 6X50** Steel pin  
**FBMJ 6P** Pin insertion tool  
**FBMJ 6** Pin insertion tool  
**FDSS 450** Silicone-based lubricant

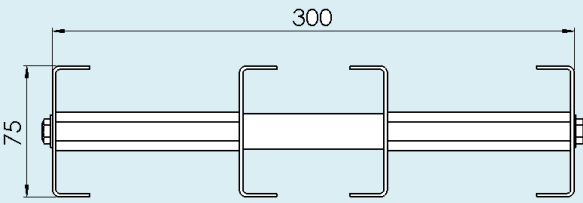
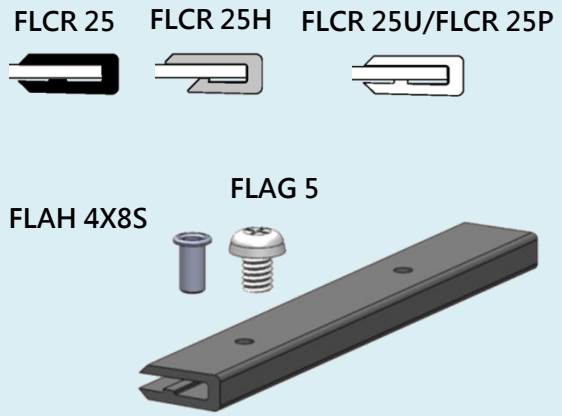
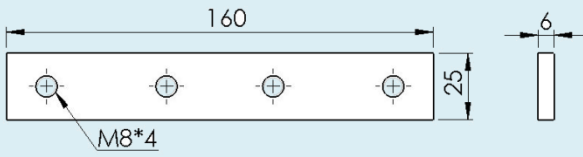

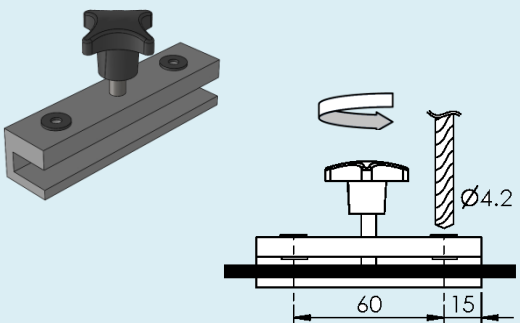


**FBX295**

# Conveyor beam, FBX295

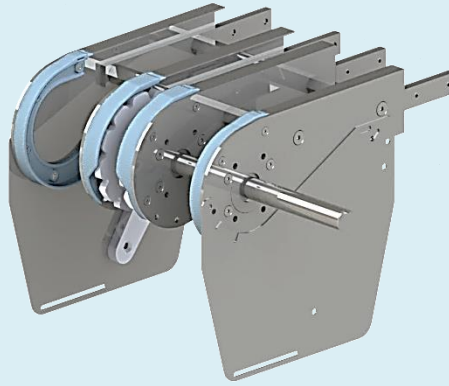


# Conveyor beam, FBX295

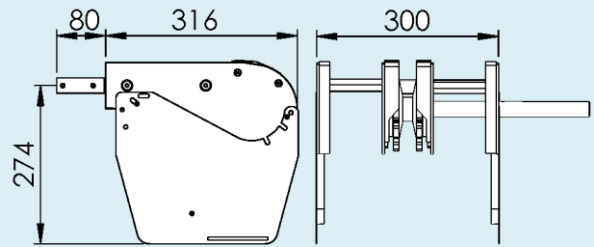
<p>Beam</p> <p><b>FBCBX 3A295</b>      Length 3 m</p>	
<p>Slide rail</p> <p>Length 25 m</p> <p><b>FLCR 25</b>                      HDPE Black  <b>FLCR 25U</b>                    UHMW White  <b>FLCR 25P</b>                    PVDF White  <b>FLCR 25H</b>                    HDPE+PE6 Gray</p> <p><b>FLAH 4X8S</b>                  Stainless rivet  <b>FLAG 5</b>                      Plastic screw</p>	
<p><b>FLCJX 6X160</b>              Length 3 m</p>	
<p><b>FBMR 170</b>                  Mounting tool</p>	
<p><b>F3920500</b>                  Drill fixture for slide rail</p>	

**FBX295**

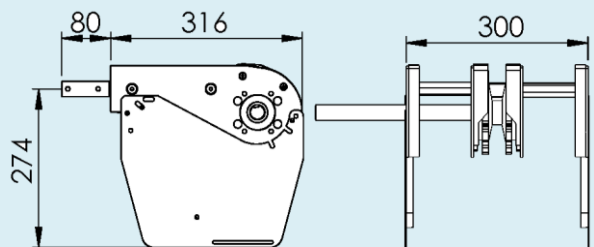
# End drive unit, FBX295




**FBEBX 0A295LU** Drive unit, basic unit  
Transmission on  
left-hand side



**FBEBX 0A295RU** Drive unit, basic unit  
Transmission on  
right-hand side



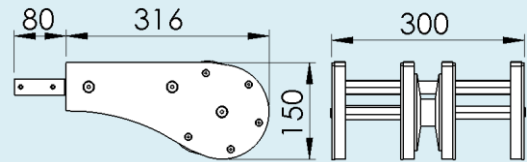
# Idler end unit, FBX295




FBX295

FBEJX 295

Idler end unit



# Horizontal plain bend, FBX295

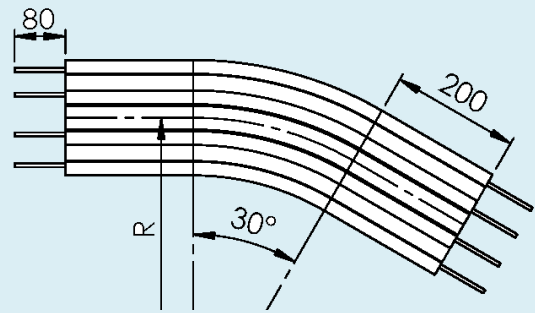




# Horizontal plain bend, FBX295

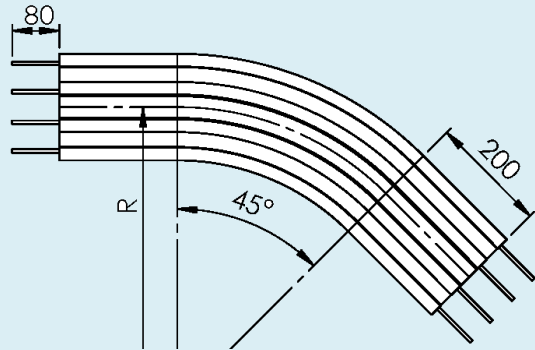
Horizontal plain bend, 30°  
Radius to centre of beam:

**FBBPX 30A295R700** R700  
**FBBPX 30A295R1000** R1000



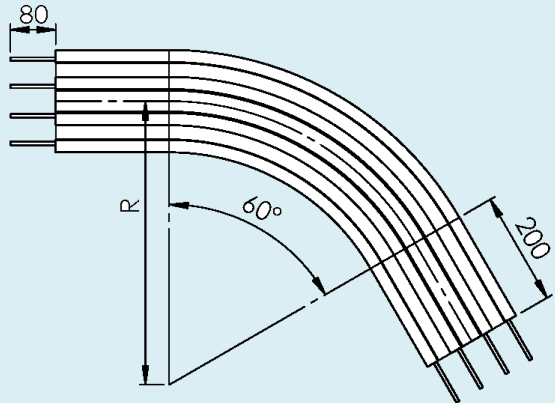
Horizontal plain bend, 45°  
Radius to centre of beam:

**FBBPX 45A295R700** R700  
**FBBPX 45A295R1000** R1000



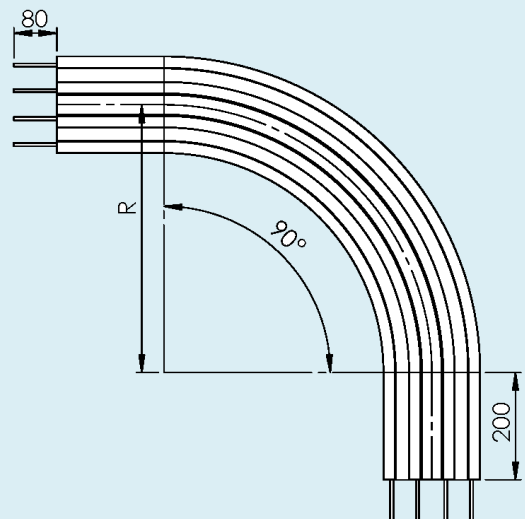
Horizontal plain bend, 60°  
Radius to centre of beam:

**FBBPX 60A295R700** R700  
**FBBPX 60A295R1000** R1000




Horizontal plain bend, 90°  
Radius to centre of beam:

**FBBPX 90A295R500** R500  
**FBBPX 90A295R700** R700  
**FBBPX 90A295R1000** R1000



**FBX295**

# Vertical bend, FBX295

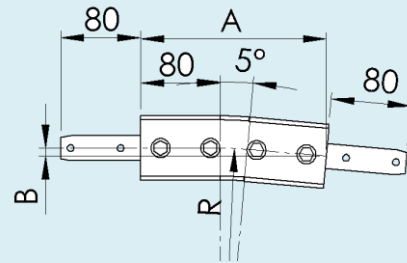


# Vertical bend, FBX295

Vertical bend, 5°

Radius to centre of beam:

**FBBVX 5A295R750** R=750 mm

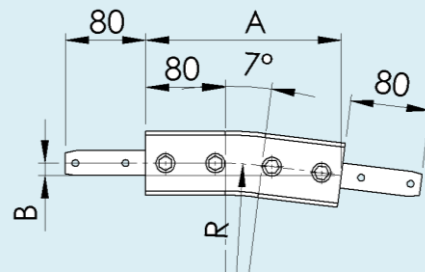


	R	A	B
FBBVX 5A295R750	750	225	10

Vertical bend, 7°

Radius to centre of beam:


**FBBVX 7A295R750** R=750 mm



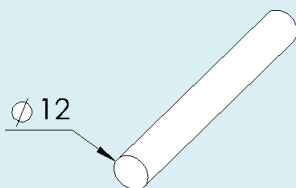
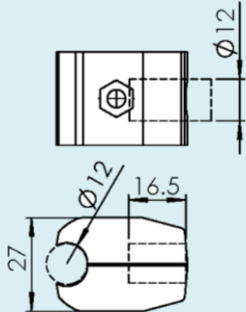

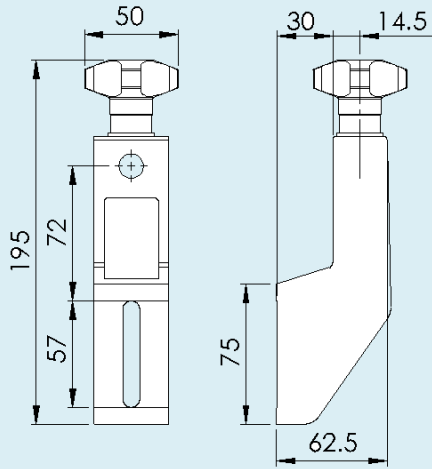
	R	A	B
FBBVX 7A295R750	750	251	15

**FBX295**

# Adjustable guide rail brackets



# Adjustable guide rail brackets

<p>Tubular guide rail Stainless steel</p> <p>F5048965      Length 3m</p>	
<p>FLRK 12DE      Guide rail clamp</p>	
<p>F5050986      Guide rail clamp rod</p>	
<p>FLRF 30x71K      Guide rail bracket</p>	

ACC

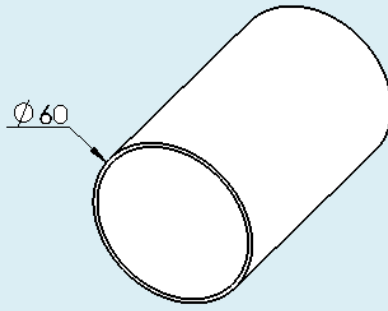
# Support beam



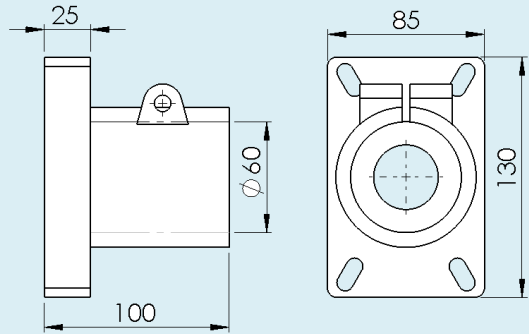
# Support beam

Support profile  
Stainless steel

FCBMX 3X60 Length 3m



FCFC 60X85X130 Connector plate

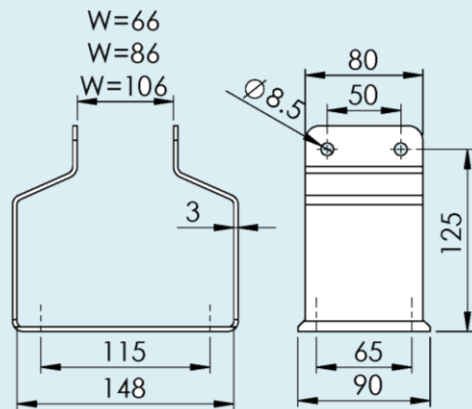


Beam support bracket

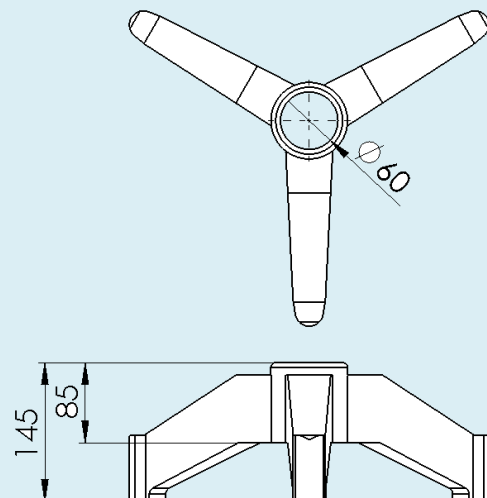
FLCTX 125 W=66 mm

FMCTX 125 W= 86 mm

FHCTX 125 W= 106 mm



FCFG 60T Three-point foot  
Reinforced polyamide

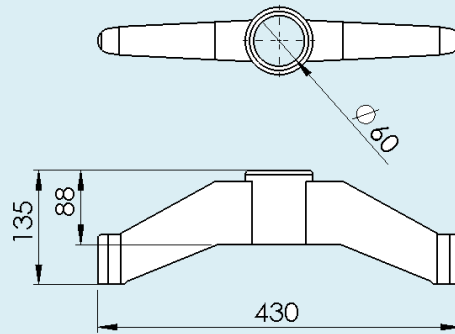


ACC

# Support beam

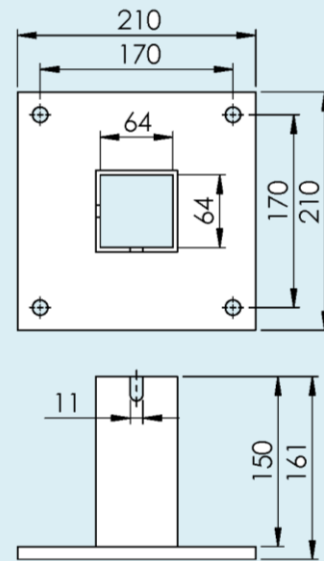
FCFG 60D

Two-point foot  
Reinforced  
polyamide



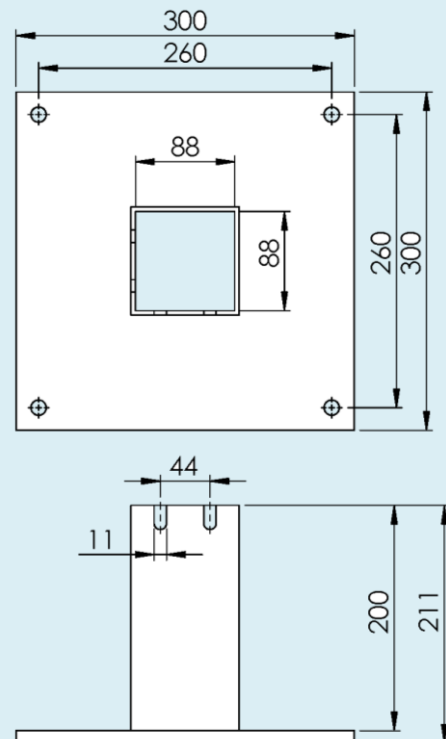
FCFF 64X210

Foot, stainless steel



FCFF 88X300

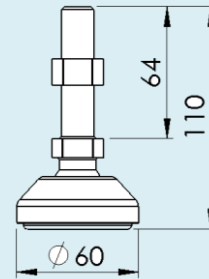
Foot, stainless steel





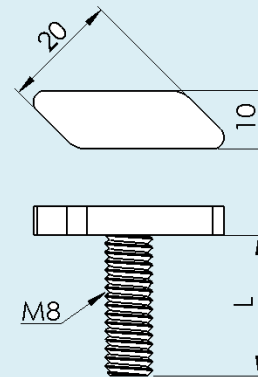
# Support beam

FCFS 16X60X65 Adjustable plastic foot, to moulded feet




Stainless T-bolts

FLAT 17 S L= 17 mm  
FLAT 24 S L= 24 mm  
FLAT 35 S L= 35 mm  
FLAT 53 S L= 53 mm  
FLAT 71 S L= 71 mm








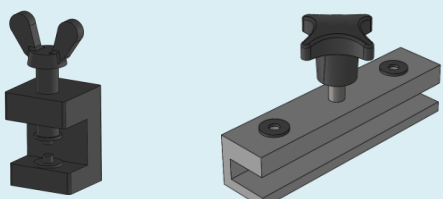
ACC

# Tools



TOOL

# Tools

<p>Pin insertion tool</p> <p><b>FLMJ 4</b> For FS &amp; FL  <b>FLMJ 6</b> For FM  <b>FHMJ 6</b> For FH</p>	
<p>Pin insertion tool</p> <p><b>FBMJ 6</b> For FB175 &amp; 295</p>	
<p>Pin insertion tool</p> <p><b>FBMJ 6P</b> For FM, FH &amp; FB</p>	
<p>Rivet crimping pliers</p> <p><b>F5051395</b> For FL, FM &amp; FH</p>	
<p>Mounting tool</p> <p><b>FLMR 140</b> For FL  <b>FMMR 140</b> For FM  <b>FHMR 200</b> For FH  <b>FBMR 170</b> For FB175 &amp; FB295</p>	
<p>Rivet crimping clamp</p> <p><b>F3923005</b> For FL, FM &amp; FH</p> <p>Drill fixture</p> <p><b>F3920500</b> For FL, FM &amp; FH</p>	<p><b>F3923005</b> <b>F3920500</b></p> 

TOOL

# Index

Designation	Page	Designation	Page
F3903648	5	FBEBX 0A295LU	70
F3920500	7	FBEBX 0A295RU	70
F3920500	25	FBEJX 175	60
F3920500	42	FBEJX 295	71
F3920500	58	FBMJ 6	56
F3920500	69	FBMJ 6	67
F3920500	82	FBMJ 6	82
F3923005	82	FBMJ 6P	23
F3924167	5	FBMJ 6P	40
F5048965	77	FBMJ 6P	56
F5050986	77	FBMJ 6P	67
F5051395	82	FBMJ 6P	82
FBBPX 30A175R1000	62	FBMR 170	58
FBBPX 30A175R500	62	FBMR 170	69
FBBPX 30A175R700	62	FBMR 170	82
FBBPX 30A295R1000	73	FBTL 175	56
FBBPX 30A295R700	73	FBTL 175 A	56
FBBPX 45A175R1000	62	FBTL 175 AF	56
FBBPX 45A175R500	62	FBTL 175 F	56
FBBPX 45A175R700	62	FBTL 175X46R	56
FBBPX 45A295R1000	73	FBTL 295	67
FBBPX 45A295R700	73	FBTL 295 A	67
FBBPX 60A175R1000	62	FBTL 295 AF	67
FBBPX 60A175R500	62	FBTL 295 F	67
FBBPX 60A175R700	62	FBTP 3A175	56
FBBPX 60A295R1000	73	FBTP 3A175 A	56
FBBPX 60A295R700	73	FBTP 3A175 AF	56
FBBPX 90A175R1000	62	FBTP 3A175 F	56
FBBPX 90A175R1000	73	FBTP 3A295	67
FBBPX 90A175R500	62	FBTP 3A295 A	67
FBBPX 90A175R500	73	FBTP 3A295 AF	67
FBBPX 90A175R700	62	FBTP 3A295 F	67
FBBPX 90A175R700	73	FBTT 13X16	56
FBBVX 5A175R750	64	FBTT 13X16	67
FBBVX 5A175R750	74	FCBMX 3X60	79
FBBVX 7A175R750	64	FCFF 64X210	80
FBBVX 7A175R750	74	FCFF 88X300	80
FBCBX 3A175	58	FCFG 60D	80
FBCBX 3A295	69	FCFG 60T	79
FBEBX 0A175LU	59	FCFGX 60X85X130	79
FBEBX 0A175RU	59	FCFS 16X60X65	80

IDX

# Index

Designation	Page	Designation	Page
FDSS 450	5	FHEBX 0HRGU	44
FDSS 450	23	FHEBX 0HRU	44
FDSS 450	40	FHEJX 325	45
FDSS 450	56	FHMJ 6	40
FDSS 450	67	FHMJ 6	82
FHBHX 120R170	48	FHMR 200	42
FHBHX 180R170	48	FHMR 200	82
FHBHX 210R170	48	FHTD 6X70	40
FHBHX 30R170	47	FHTF 5X15 A	39
FHBHX 45R170	47	FHTF 5X20 A	39
FHBHX 60R170	47	FHTF 5X30 A	39
FHBHX 90R170	47	FHTF 5X40 A	39
FHBPX 30R1000	50	FHTF 5X46 R	40
FHBPX 30R500	50	FHTL 103	39
FHBPX 30R700	50	FHTL 103 F	39
FHBPX 45R1000	50	FHTL 103 R	40
FHBPX 45R500	50	FHTL 103 TF	39
FHBPX 45R700	50	FHTL 103X15 A	39
FHBPX 60R1000	50	FHTL 103X20 A	39
FHBPX 60R500	50	FHTL 103X30 A	39
FHBPX 60R700	50	FHTL 103X40 A	39
FHBPX 90R1000	50	FHTL 103X46 R	40
FHBPX 90R500	50	FHTP 5	39
FHBPX 90R700	50	FHTP 5 F	39
FHBVX 15R400	52	FHTP 5 TF	39
FHBVX 15R700	52	FHTR 5	40
FHBVX 30R400	52	FHTT 18X19	40
FHBVX 30R700	52	FLAG 5	7
FHBVX 45R1000	53	FLAG 5	25
FHBVX 45R400	53	FLAG 5	42
FHBVX 5R400	52	FLAG 5	58
FHBVX 60R1000	53	FLAG 5	69
FHBVX 60R400	53	FLAH 4X8S	7
FHBVX 7R400	52	FLAH 4X8S	25
FHBVX 90R1000	53	FLAH 4X8S	42
FHBVX 90R400	53	FLAH 4X8S	58
FHCBX 3	42	FLAH 4X8S	69
FHCCX 160	42	FLAT 17 S	80
FHCTX 125	79	FLAT 24 S	80
FHEBX 0HLGU	44	FLAT 35 S	80
FHEBX 0HLU	44	FLAT 53 S	80

IDX

# Index

Designation	Page	Designation	Page
FLAT 71 S	80	FLCR 25	69
FLBHX 120R150	13	FLCR 25H	7
FLBHX 180R150	13	FLCR 25H	25
FLBHX 210R150	13	FLCR 25H	42
FLBHX 30R150	12	FLCR 25H	58
FLBHX 45R150	12	FLCR 25H	69
FLBHX 60R150	12	FLCR 25P	7
FLBHX 90R150	12	FLCR 25P	25
FLBPX 30R1000	15	FLCR 25P	42
FLBPX 30R500	15	FLCR 25P	58
FLBPX 30R700	15	FLCR 25P	69
FLBPX 45R1000	15	FLCR 25U	7
FLBPX 45R500	15	FLCR 25U	25
FLBPX 45R700	15	FLCR 25U	42
FLBPX 60R1000	15	FLCR 25U	58
FLBPX 60R500	15	FLCR 25U	69
FLBPX 60R700	15	FLCTX 125	79
FLBPX 90R1000	15	FLEBX 0HLGU	9
FLBPX 90R500	15	FLEBX 0HLU	9
FLBPX 90R700	15	FLEBX 0HRGU	9
FLBVX 15R300	17	FLEBX 0HRU	9
FLBVX 30R300	17	FLEJX 320	10
FLBVX 45R1000	18	FLMJ 4	5
FLBVX 45R300	18	FLMJ 4	82
FLBVX 5R300	17	FLMJ 6	82
FLBVX 60R1000	18	FLMR 140	7
FLBVX 60R300	18	FLMR 140	82
FLBVX 7R300	17	FLRF 30x71K	77
FLBVX 90R1000	18	FLRK 12DE	77
FLBVX 90R300	18	FLTD 4X36	5
FLCBX 3	7	FLTF 5X12 A	4
FLCCX 160	7	FLTF 5X12 B	4
FLCJX 6X160	7	FLTF 5X12 C	4
FLCJX 6X160	25	FLTF 5X15 A	4
FLCJX 6X160	42	FLTF 5X15 C	4
FLCJX 6X160	58	FLTF 5X17 A	4
FLCJX 6X160	69	FLTF 5X30 A	4
FLCR 25	7	FLTF 5X30 C	4
FLCR 25	25	FLTF 5X4 A	4
FLCR 25	42	FLTF 5X5.5 A	4
FLCR 25	58	FLTF 5X9 A	4

IDX

# Index

Designation	Page	Designation	Page
FLTL 63	4	FMBVX 5R400	35
FLTL 63 TF	5	FMBVX 60R1000	36
FLTL 63X12 A	4	FMBVX 60R400	36
FLTL 63x12 B	4	FMBVX 7R400	35
FLTL 63X12 C	4	FMBVX 90R1000	36
FLTL 63X15 C	4	FMBVX 90R400	36
FLTL 63X15A	4	FMCBX 3	25
FLTL 63X17 A	4	FMCCX 160	25
FLTL 63X30 A	4	FMCTX 125	79
FLTL 63X30 C	4	FMEBX 0H LGU	27
FLTL 63X4 A	4	FMEBX 0H LU	27
FLTL 63X5.5 A	4	FMEBX 0H R GU	27
FLTL 63X9 A	4	FMEBX 0H RU	27
FLTP 5	4	FMEJX 315	28
FLTP 5 TF	5	FMMJ 6	23
FLTT 9X16	5	FMMR 140	25
FMBHX 120R160	30	FMMR 140	82
FMBHX 180R160	30	FMTD 6X50	23
FMBHX 210R150	30	FMTD 6X50	56
FMBHX 30R160	30	FMTD 6X50	67
FMBHX 45R160	30	FMTE 5 B	22
FMBHX 60R160	30	FMTE 5 C	22
FMBHX 90R160	30	FMTE 5 D	22
FMBPX 30R1000	33	FMTF 5 U	21
FMBPX 30R500	33	FMTF 5X15 A	21
FMBPX 30R700	33	FMTF 5X23 R	23
FMBPX 45R1000	33	FMTF 5X30 A	21
FMBPX 45R500	33	FMTF 5X46 R	23
FMBPX 45R700	33	FMTL 83	21
FMBPX 60R1000	33	FMTL 83 B	22
FMBPX 60R500	33	FMTL 83 F	21
FMBPX 60R700	33	FMTL 83 R	23
FMBPX 90R1000	33	FMTL 83 TF	22
FMBPX 90R500	33	FMTL 83 U	21
FMBPX 90R700	33	FMTL 83X15 A	21
FMBVX 15R400	35	FMTL 83X23 R	23
FMBVX 15R700	35	FMTL 83X30 A	21
FMBVX 30R400	35	FMTL 83X46 R	23
FMBVX 30R700	35	FMTM 83 C	22
FMBVX 45R1000	36	FMTM 83 D	22
FMBVX 45R400	36	FMTTP 5	21

IDX

